



Solutions 360°

READY WITH FUTURE NEEDS



INDEX

01	About Daikin
02	Global Footprint
04	The Daikin Difference
06	Our Timeline
08	Daikin India at a Glance
10	Engine of Growth
12	R32 – The Next Generation Refrigerant
14	Inverter technology
16	Application of the Product
17	Inverter Series
40	Non-Inverter Series
47	Outdoor Units
51	Controllers
54	Function Line Up
57	Specifications

5,135 sq mtr

**STATE-OF-THE-ART R&D
CENTRE AT NEEMRANA,
RAJASTHAN**

150+

COUNTRY PRESENCE



**DAIKIN,
THE WORLD
LEADER IN
AIR-CONDITIONING**

**BRINGS A WORLD FULL
OF LOVE TO INDIA WITH
ITS AIR-CONDITIONING
SOLUTIONS.**

Known for superior Japanese technology, Daikin promises to spread joy in the air. With a wide range and features like never before, Daikin creates an environment of comfort through efficient air-conditioning. Daikin air-conditioners are manufactured keeping in mind different air-conditioning needs and also space requirements. Our wide range of air-conditioners are easy to install and are apt for residential and commercial usage.

Solutions 360°

Catering to all light commercial air-conditioning needs with Daikin's flagship products.



GLOBAL FOOTPRINT



Europe/Middle East/Africa



Daikin Airconditioning Central Europe



Daikin Airconditioning Spain



Daikin Airconditioning Italy



Daikin Europe N.V.



Daikin Airconditioning France



Daikin Airconditioning Germany



Daikin Airconditioning UK



Daikin IndustriesCzech Republic



Daikin Chemical France

North America/Central & South America



Daikin America



Daikin AC (Americas)



Daikin Holding USA



China



Daikin (China) Investment



Shanghai Daikin Airconditioning



Xi'an Daikin Qing'an Compressor



Hui Zhou Daikin Suns Airconditioning



Daikin Device(Suzhou)



Daikin Fluoro Coating Shanghai



Daikin Fluorochemicals China

Asia/Oceania



Daikin Industries Thailand



Daikin Compressor Industries



Daikin Airconditioning Singapore



Daikin Australia



Daikin Airconditioning India



Daikin Industries Head Office (Inside Umeda Center Building)



THE DAIKIN DIFFERENCE


As a world leader in technological innovation, we've initiated and funded a wide range of research programmes in areas that directly impact our air-conditioners - ranging from mechanics and electronics to chemicals and fluorocarbons. With this knowledge, we build absolute comfort into every product we develop. Pioneering products include the first packaged air-conditioner in Japan 1951 and the world's first Variable Refrigerant Volume (VRV) system in 1982. Daikin is committed to explore and adopt cutting-edge technology to continually offer value-added and solution-based products and services to customers.



THE LOGO

The triangle shape represents the integration of three technological areas (mechanics, chemistry and electronics), while the upper left direction of the triangle symbolises Daikin's innovative spirit that aspires toward the future. The two blue colours (corporate colours) used in the corporate logo and the triangle design element befit Daikin's emphasis on intellect and brightness. Black expresses strength, a sense of positive presence and stability.

In all of us,
a green heart



ENVIRONMENTAL PHILOSOPHY

In February 2002, we created an environmental symbol for the Daikin Group. In environmental protection activities, little efforts that individuals make add up to big things. The symbol, the Earth in the shape of a green heart, represents a determination on the part of each and every employee of Daikin to think green (think of the Earth and take care of the environment).

As we continue developing our business operations in various fields, it is our mission to proactively develop initiatives to respond to environmental issues. Incorporating environmental initiatives throughout our management must be a priority for us. In all aspects of our business operations, including product development, manufacturing and sales, we need to formulate initiatives that sustain and improve the environment. Meanwhile, we need to promote the development of new products and the innovation of technologies that will lead to a more environmentally healthy world.

PICHONKUN

A mascot that represents Daikin's innovative thrust into the future is called 'PICHONKUN'. The new mascot of Daikin is so named because of the sound it makes. Created in Japan, this dew droplet represents the 'fresh as morning nature' of Daikin's new range of air-conditioners and airpurifiers. PICHONKUN symbolises the best of nature-fresh, natural and eco-friendly.



OUR TIMELINE

1924-2019

1924

Akira Yamada founds the Osaka Kinzoku Kogyosho Limited Partnership.

1934

Osaka Kinzoku Kogyo Co. Ltd. is established, with the following corporate logo: Trial manufacture of a methyl chloride type refrigerator succeeds. The refrigerator is named Mifujirator and production begins.

1936

The Mifujirator refrigerator is delivered to Nankai Railways for trial use as Japan's first air-conditioner for trains.

1991

Daikin America, Inc. and MDA Manufacturing, Inc. are established in the US.

1990

Daikin Industries (Thailand) Ltd. is established in Thailand and begins production of air-conditioners.

1982

Japan's first VRV system is developed. The industry's first single-screw refrigerator is developed.

1992

Daikin Chemical Europe is established in Dusseldorf, Germany.

1993

Daikin Airconditioning France S.A. is established in Paris as an air-conditioning system sales company.

1995

The industry's first compact room air-conditioner to use a swing compressor to save energy is marketed.

2009

Acquired Japan's leading air filter company Nippon Muki Co. Ltd.

2008

Receipt of 'Eco Products Awards' Japan's Ministry of the Environment's Minister's Prize for 'Sho-ene Toban', a building air-conditioner remote energy-saving control service.

2006

Acquisition of major global air-conditioning manufacturer OYL Industries (Malaysia) with the aim of becoming the No. 1 air-conditioning manufacturer. Establishment of Environmental Response Department at Daikin Europe N.V. to take the lead in environmental response in the European region.

2012

Acquisition of the major American residential use air-conditioner company, Goodman, to build a solid base for positioning Daikin as the leading company in the global air-conditioner market. Launch of residential air-conditioner featuring the world's first adoption of the next generation refrigerant HFC32.

2016

Daikin India starts the production of Non-Inverter Cassette air conditioners.

2017

Daikin India starts the production of Inverter Cassette air conditioner.

1951

Production of packaged air-conditioners begins.

1956

A heat exchanging device is installed on the Soya, an Antarctic research vessel, as a cabin heating system.

1924

Residential-use air-conditioners equipped with Japan's first rotary compressor are marketed. The heat-pump type packaged air-conditioner is developed.

1969

A multiroom air-conditioning system with a single outdoor unit is developed. A Freon heater is employed in an air-conditioner, combining heating and cooling functions.

1964

Cool air service by Daikin Aircon begins at J.N.R. Osaka Station. The air-conditioner system is thereafter installed in major terminals.

1963

Osaka Kinzoku Kogyo Co. Ltd. is renamed Daikin Kogyo Co. Ltd. (Renamed Daikin Industries, Ltd. in 1982).

1997

All Daikin factories in Japan (Sakai, Yodogawa, Shiga and Kashima) acquire ISO 14001 certification for environmental management. Presented 32nd Chairman's award by the Japan Society for the promotion of the machine industry for Daikin Swing Compressor.

1998

The Institute of Electrical Engineers of Japan presented the award to Daikin for the first scroll compressor to be equipped with the Reluctance DC motor. Room air-conditioners employing the R-410A refrigerant are marketed. Daikin Airconditioning Germany GmbH is established in Munich as an air-conditioning system sales company.

1999

Daikin Airconditioning Central Europe GmbH is established in Austria as an air-conditioning system sales company.

2003

Daikin is ranked 1st in market share of residential use air-conditioners in Japan throughout the fiscal year of 2003.

2002

Received the 11th Annual Grand Prize for the Global Environment presented by the NikkanKogyou Shimbun.

2001

Established a company for the manufacture and sale of swing compressors in Bangkok, Thailand, called Daikin Compressor Industries Ltd.

2019

Daikin completes the acquisition of AHT Group (Austria)



DAIKIN INDIA AT A GLANCE

Daikin Airconditioning India Pvt. Ltd., a subsidiary of Daikin Industries Ltd., Japan is one of the leading global manufacturers of both residential and commercial air-conditioning systems. Backed by the superior technology, the organisation offers a wide range of energy efficient air-conditioning solutions to customers.

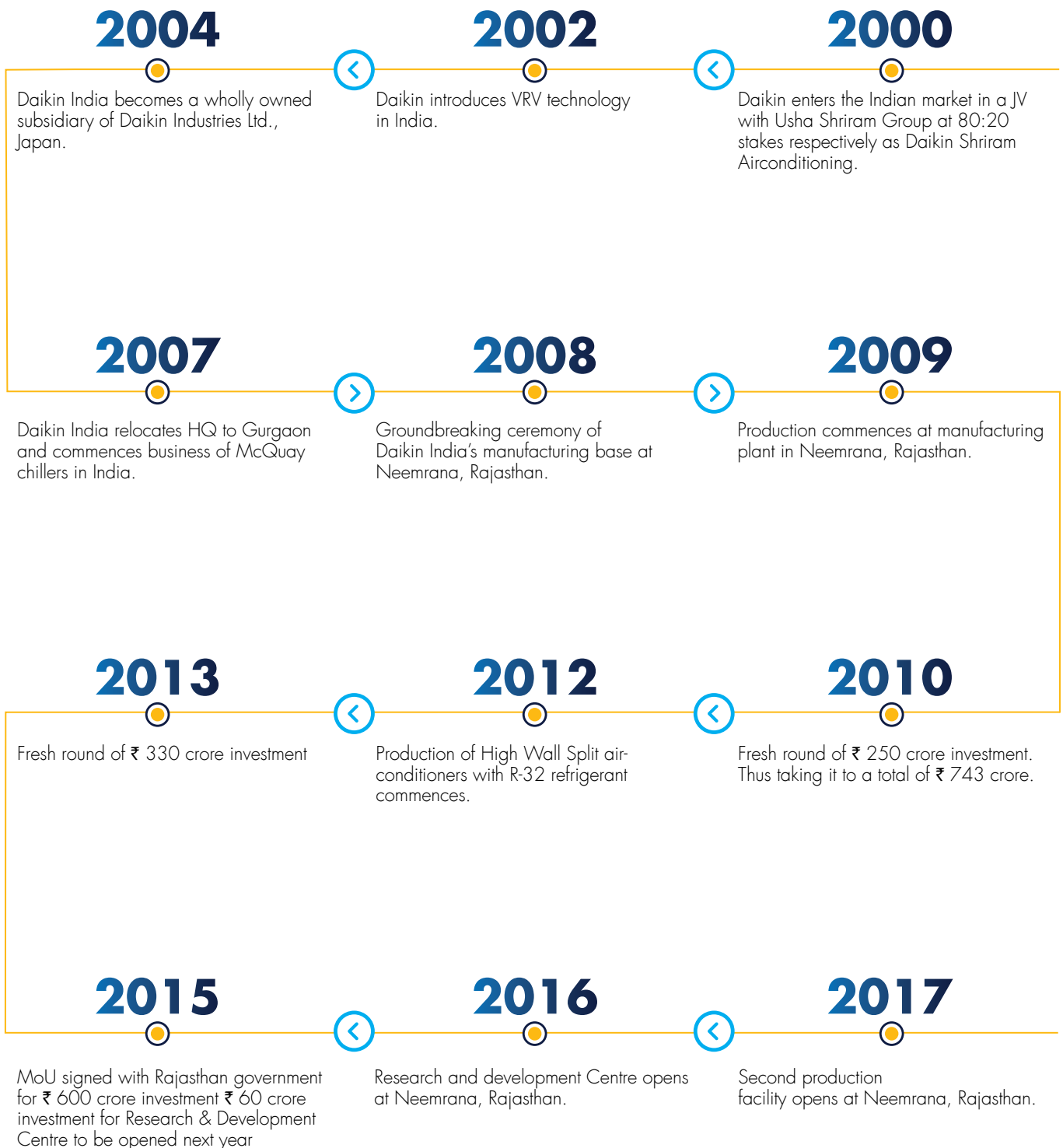
After introducing our superior air-conditioning solutions in India in the year 2000, we gained the trust of our valuable customers with our innovative range of products and dedication towards quality. An ISO 14001 certified company, we remain committed to keep customers at the core of everything we do. Imbued with a 'Quality First' global philosophy, we at Daikin, walk on to realise our dream for a better world.

'Quality First' is clearly reflected in the value delivered such as low noise level, low power consumption, cooling efficiency, ease of installation, high reliability – all targeted to improve the quality of life.

Daikin India's manufacturing plant at Neemrana, Rajasthan aims at creating products that will make people's lives more comfortable.

It is supported by a network of production bases worldwide and showcases the application of advanced technology and equipment. Our comprehensive quality control system features centrally computerised management of quality and production data to facilitate timely production that bears the stamp of excellent quality.

Daikin Neemrana facility incorporates Daikin's global Environmental Management System (EMS) that has been implemented in the factory to promote adapting procedures for refrigerant handling, resource conservation and waste management.



ENGINE OF GROWTH

MANUFACTURING PLANT

Daikin's manufacturing plant at Neemrana, Rajasthan, aims to create products that will add comfort to the lives of people. It is supported by a network of production bases throughout the world and showcases the application of advanced technology and equipment. Our comprehensive quality control system features centrally computerised management of quality and production data to facilitate high-quality production within scheduled time.

AREA

5,135 sq mtr

INVESTMENTS*

10,299 Mn



FACTORY 1



FACTORY 2

RESEARCH & DEVELOPMENT FACILITY

Lab facilities

- Two Psychrometric Lab of 3 TR and one Lab of 5 TR
- One multi-chamber lab of 25TR capacity.
- One Full Anechoic chamber for running sound test
- 10 HP* Product Reliability test lab, CFM test lab and one 11TR Psychrometric lab

Test Facilities

- Cyclic Corrosion Test
- Salt Spray Test
- Thermal Shock Test*
- Vibration Test*
- Environmental Test*
- Drop Test#

Other Facilities

- Concept room
- Mock-up area
- Device test room (electronic parts test room)

*Operational by 2018
#Under installation

AREA

5,088 sq mtr

INVESTMENTS*

1,000 Mn



R&D CENTRE

R32 – BEFRIENDING THE ENVIRONMENT

AIR IS SOMETHING THAT SURROUNDS US 24 HOURS A DAY. IN FACT, OUR EXISTENCE, AS WELL AS EARTH'S DEPENDS ON IT. AT DAIKIN, THE FUTURE OF THE WORLD'S AIR IS OUR GREATEST CONCERN. WE, THE MANUFACTURER OF WORLD'S BEST AIR-CONDITIONERS, ARE ALWAYS PAVING THE PATH TO SAVE OUR ENVIRONMENT FOR NEXT GENERATION.

We phased out all R-22 model and shifted to the green refrigerant R-32. Now, whole world is coming together to find and work on way to address global warming issue. We are also offering worldwide free access to patents for equipment using next generation refrigerant, R-32. Refrigerant choice is a key in saving the ozone layer and reducing global warming.

R-32 is Environment-Friendly

**ZERO
OZONE**
Depletion Potential

1/3rd
Global Warming Potential

75%
less carbon dioxide emissions

BETTER LIFE
cycle climate performance

OUR RA MODELS
MANUFACTURED
IN INDIA USE THE
NEXT GENERATION
REFRIGERANT, R32.

R-32 offers superior performance

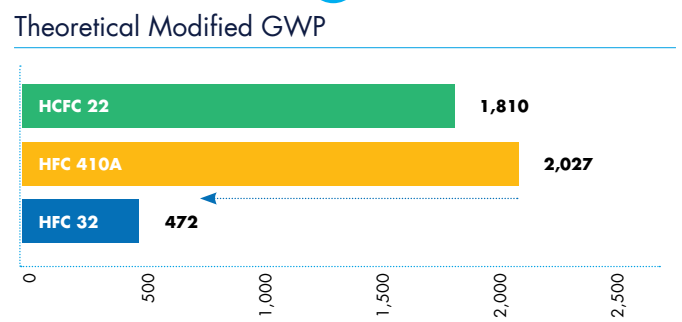
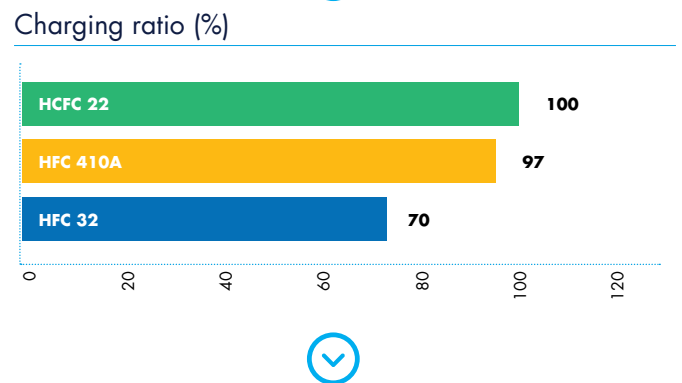
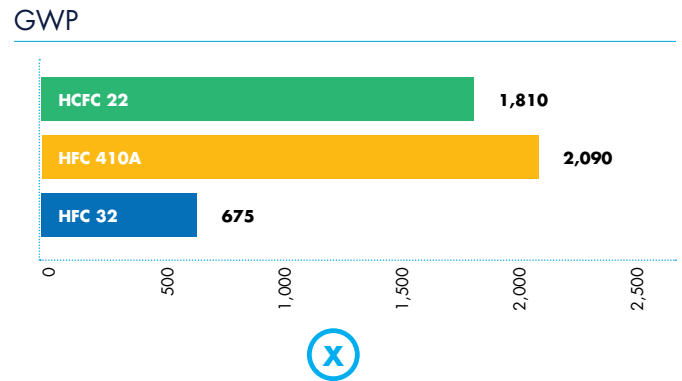
15.3%
more cooling as compared to R410A

~30%
refrigerant charging volume as compared to R410A & R22

~5%
more power savings compared to R410A

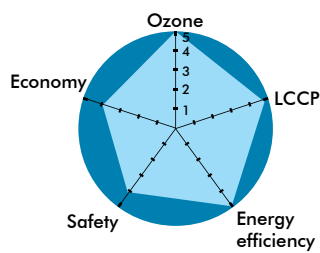
BETTER PERFORMANCE
at higher temperature as compared to R22 (Low Derating)

Only 1/3rd Global Warming potential

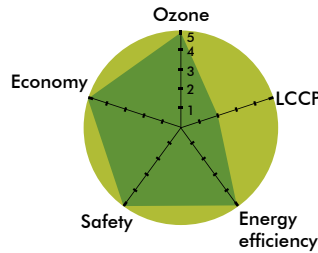


Most balanced refrigerant

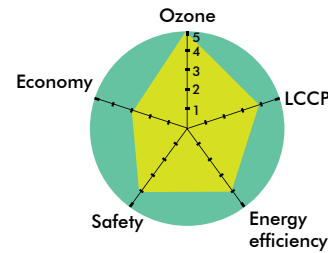
HFC32



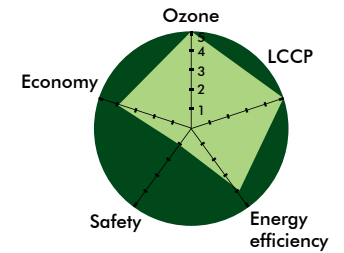
HFC410A



HFO1234YF



Propane (HFC290)

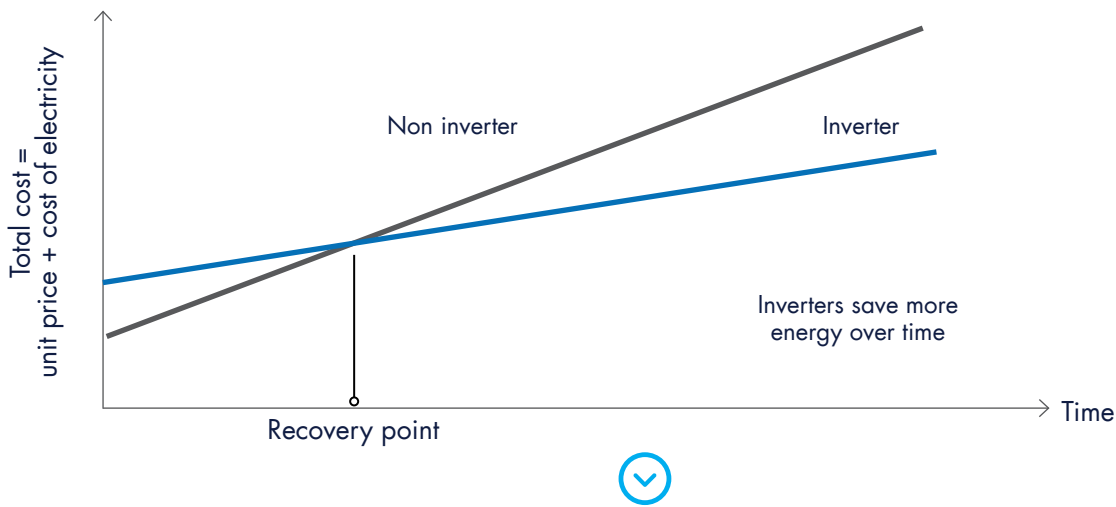


R-32 has zero Ozone Depletion Potential (ODP) and Modified Global Warming Potential (GWP) of 472, compared to R-410A's Modified GWP of 2,027. Also R-32 is a single component refrigerant, which makes it easy to recycle. It is because of these reasons that R-32 offers the lowest total emissions and best overall life-cycle climate performance

INVERTER TECHNOLOGY

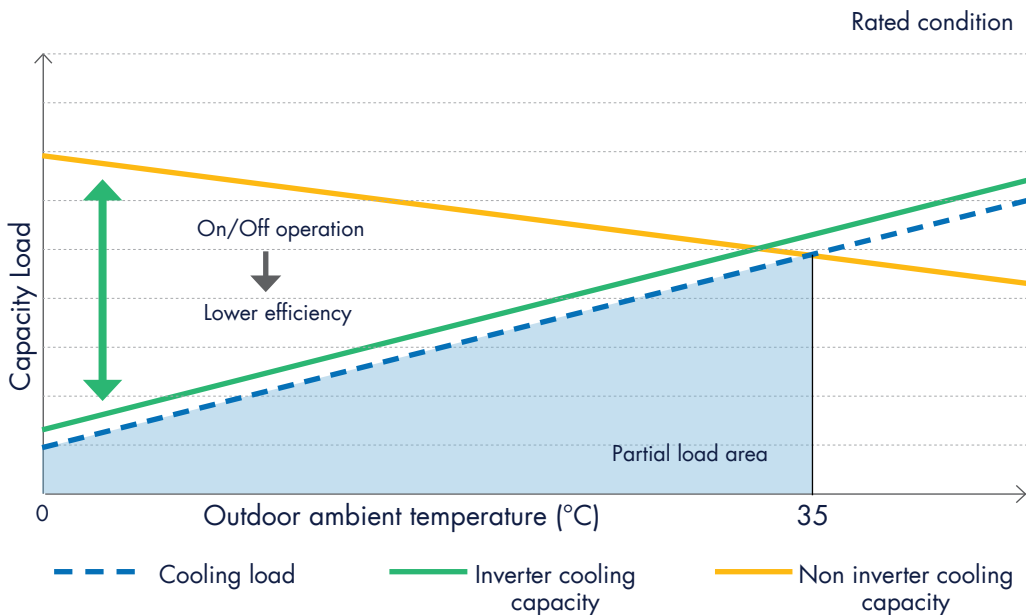
WHY IS INVERTER TECHNOLOGY ECONOMICAL?

- Inverter system consumes less electricity, and soon recovers the difference in initial cost. This results in lower total cost.

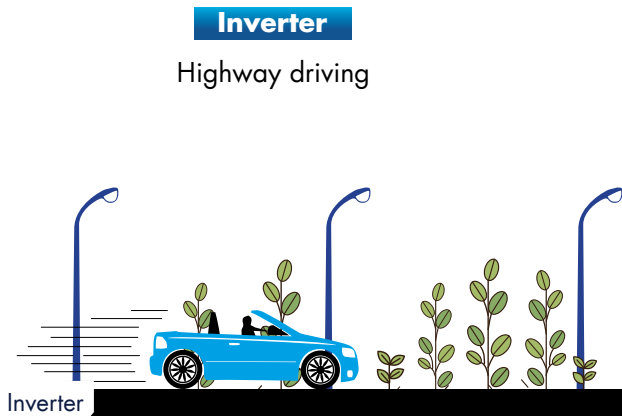


- Inverter air conditioner can adjust its cooling capacity according to the cooling load. This results in less power consumption.

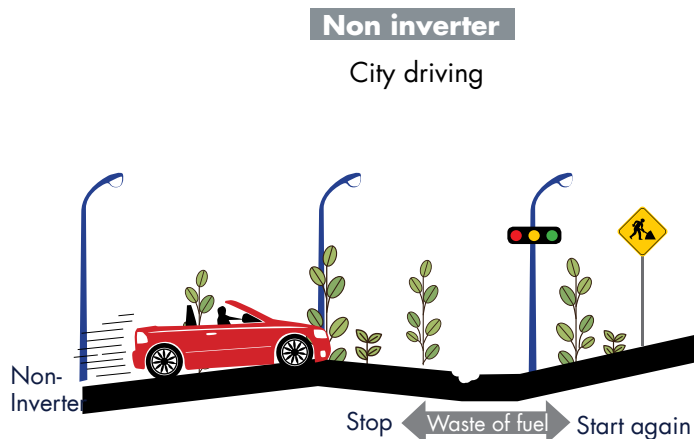
In response to fluctuating cooling load, Non inverter air conditioners repeatedly perform ON (full-power)/OFF (zero-power) operation. Inverter air conditioners, however, operate at optimal cooling capacity according to the cooling load. Since inverter air conditioners provide required minimum cooling capacity with minimum electrical power, total power consumption can be reduced during cooling period.



- Inverters operate without repeated ON/OFF operation.



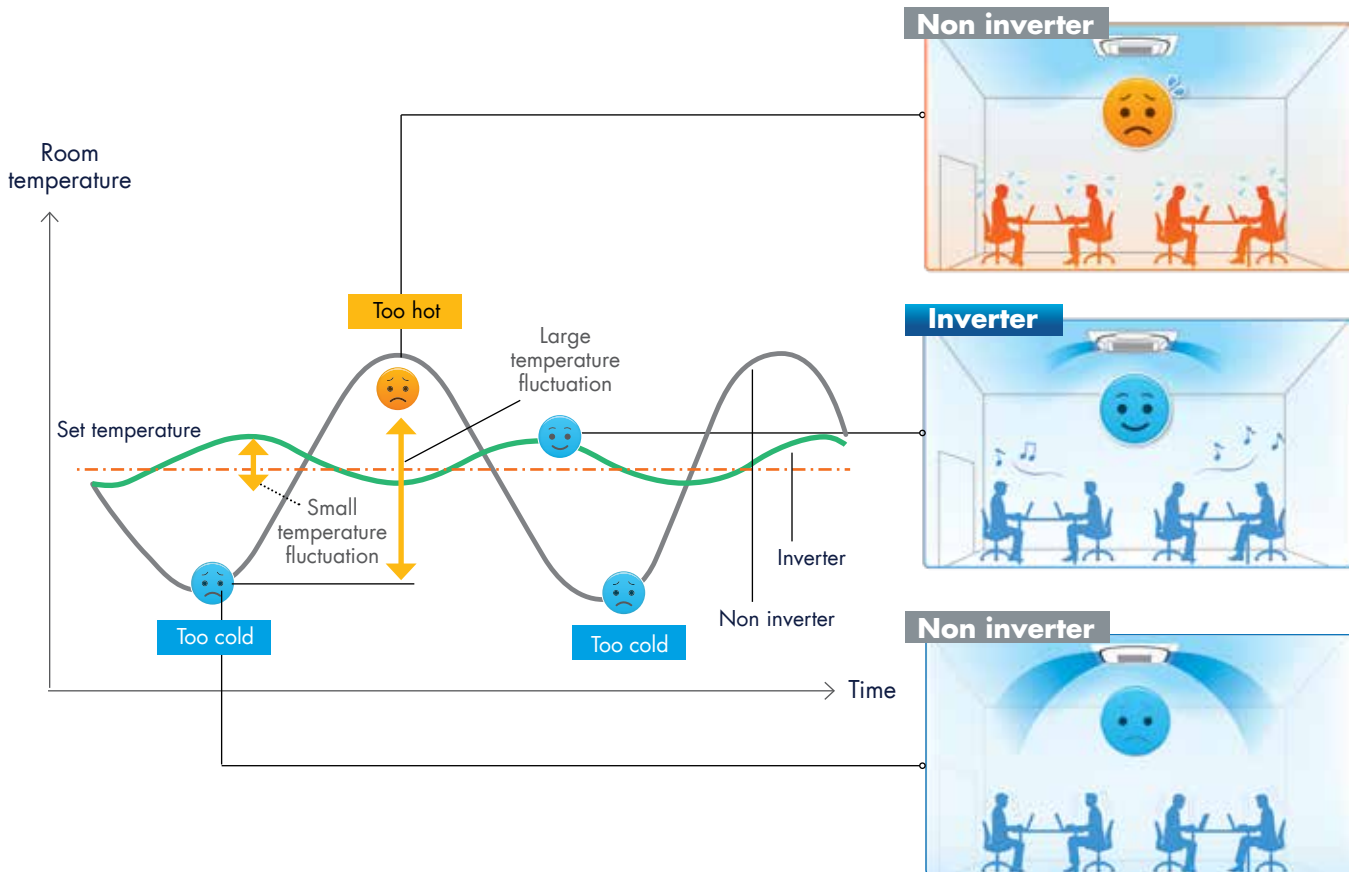
Continuous driving without stopping and starting is more fuel efficient.



Constantly stopping and starting consumes energy and is less fuel efficient.

WHY IS INVERTER TECHNOLOGY MORE COMFORTABLE?

- When temperature does not fluctuate much, the set temperature is maintained. Inverter control responds to load changes and causes minor temperature adjustments. Non-inverter control frequently turns ON and OFF in response to load fluctuations or load mismatch and causes large temperature swings.



APPLICATION OF THE PRODUCT

RETAIL



Versatility and control are the keys to create a comfortable condition within trading areas and changing rooms that will keep customers shopping. It's important to select a system that offers excellent performance, while minimising operating costs and energy consumption.

OFFICES/BANKS



The challenge for an office or bank is the ability to effectively heat or cool open plan areas as well as meeting rooms. Cooling a meeting room when it is empty will mean running costs mount up unnecessarily. Conditions within open-plan areas are important for staff comfort levels.

IT & SERVER ROOMS



Computer systems run round the clock and require a controlled temperature environment to operate effectively. Equipment in these rooms can generate a lot of heat and not removing the heat effectively can cause computer servers to malfunction. Downtime from inoperable servers can mean lost business and productivity.


RESTAURANTS



Guests expect a perfect atmosphere, including comfortable conditions. Heat generated from lighting, the kitchen area and the dining area can all contribute to make restaurants uncomfortable with inadequate air-conditioning. Air-conditioning needs to be discreet and flexible to meet the demands of your restaurant and customers.

INVERTER SERIES





NEW ROUND FLOW CASSETTE TYPE

FCMF/FCVF-A Series
Cooling only

FCMF/FCVF-A SERIES

Cooling Only



Cassette air conditioner with 360° uniform airflow sets the standard

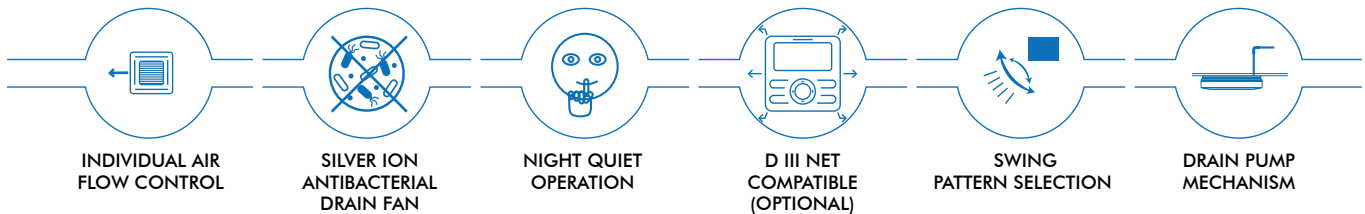
NEW

ROUND FLOW



NEW

FCMF50/71/90/100/125/140 (5 star) with sensing
FCVF-A50/71/90/100/125/140 (4 star) w/o sensing



FCMF50-140	5.0 kW ~ 14.0 kW	(Cooling only)
FCVF-A50-140	5.0 kW ~ 14.0 kW	(Cooling only)

NAVIGATION REMOTE CONTROLLER (Wired Remote Controller)

NEW

BRC1E63

Note: Remote controller cable is not included and must be obtained locally.
 #For individual air flow direction control wired remote BRC1E63 is required



WIRELESS LCD REMOTE CONTROLLER A signal receiver must be added to the indoor unit.

NEW

Signal receiver unit
(Installed type)

Wireless remote controller and signal receiver are sold as separate accessories.



BRC7M632F-6
(White)



BRC4M150W16
(White)

PANEL VARIATIONS

1



Standard panel
(Fresh white)
BYCQ125EAF6

2



Standard panel with sensing
(Fresh white)
BYCQ125EEF6

3



Designer panel
(Fresh white)
BYCQ125EAPF

4



Auto grille panel
(Fresh white)
BYCQ125EASF

5



Standard panel
(Black)
BYCQ125EAK

6



Standard panel with Sensing
(Black)
BYCQ125EEK

Panel compatibility:-

FCMF series:	2	4	6	
FCVF-A series:	1	3	4	5

#A dedicated wireless remote controller is supplied with auto grille panel.
 Note: When opting black panel, wireless remote controller will be BRC7M634K.

Feature*		FCMF	FCVF-A
Energy Saving	Energy consumption monitoring *1	•	•
	Auto display OFF *3	•	•
	Setpoint auto reset *3	•	•
	Setpoint range set *3	•	•
Comfort	Circulation airflow *3	•	•
	Quick start *3	•	•
	Individual airflow control *3	•	•
	Infrared presence sensor	• Sensing Panel	Not Available
	Infrared floor sensor	• Sensing Panel	Not Available
	Humidity sensor	•	•
	Auto airflow function *3	• Sensing Panel	Not Available
	Auto swing	•	•
	Swing pattern selection	•	•
	Switchable fan speed	• 5 step	• 5 step
	Auto airflow rate	•	•
	Two selectable temperature-sensors *3	•	•
	High ceiling application	• 3.5m /4.2m	• 3.5m /4.2m
	Night quiet operation *4	•	•
Cleanliness	Anti-bacterial air filter	•	•
	Silver ion anti-bacterial drain pan	•	•
Work & Servicing	Drain pump mechanism	•	•
	Pre-charged for up to 2.0 TR - 15 m & above 2.0 TR 30 m	•	•
	Long-life filter	•	•
	Filter sign	•	•
	Low gas pressure detection *4	•	•
	Emergency operation	•	•
	Self-diagnosis function	•	•
Control	Auto-restart	•	•
	Control by 2 remote controllers	•	•
	Group control by 1 remote controller	•	•
	External signal forced OFF and ON/OFF	•	•
	Emergency operation	•	•
	External command control *6	Optional	Optional
	Central remote control	Optional	Optional
	Interlock control with Heat Reclaim Ventilator	•	•
	DIII-NET communication standard	Optional	Optional
	Options	High-efficiency filter	•
Ultra long-life filter		•	•
Fresh air intake kit		•	•
Overvoltage printed circuit board *4		•	•

Notes:

- *1: Applicable when BRC1E62/63 is used
- *3: Applicable when BRC1E63 is used
- *4: For outdoor units
- *6: Wiring adaptor for electrical appendices (and installation box) is necessary
- *7: Option is required
- *8: It is not possible to use 2 wireless remote controllers. Combination of BRC1E63 (main) and BRC7M (sub) is available.
- *Applicable with wired remote controller.

CIRCULATION AIRFLOW

Cools the entire room to deliver comfort that never feels cold.



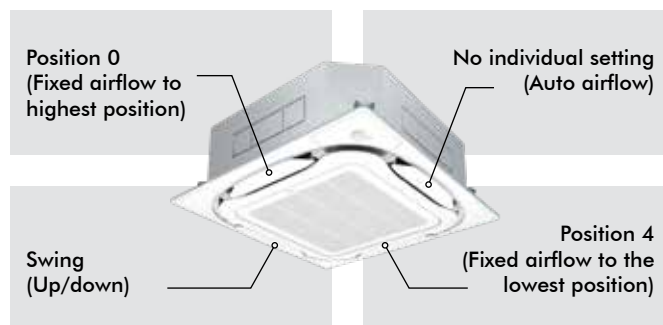
Cooling operation repeatedly performs the following at start.

- ▶ 2-way horizontal flow
- 4-way swing flow
- 2-way horizontal flow (direction changes)
- 4-way swing flow

INDIVIDUAL AIRFLOW DIRECTION CONTROL


Airflow direction can be individually adjusted for each air discharge outlet to deliver optimal air distribution that conforms to conditions for airflow direction (small and large loads)

Selectable from position 0 to 4, swing, and no individual setting. Example



360° AIRFLOW

With uniform temperature distribution



(Up/down)
Greater comfort

Airflow distribution creates uniform comfort throughout the space.

Room remains comfortable even when set temperature is raised 1.

FCMF/FCVF-A SERIES (Contd.)

SELECTABLE AIRFLOW PATTERN

Because air flows out from corner outlets, comfort spreads more widely.

Typical flow patterns

There are a total of 18 flow patterns.

All-round flow



(E.g., installed in middle of ceiling)

4-way flow also possible.

3-way flow



(E.g., installed near a wall)

L-shaped 2-way flow



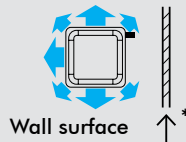
(E.g., installed in a corner)

Opposite 2-way flow



(E.g., installed in a long room)

Required distance to wall surface for closing air discharge outlet



Minimum distance of 500mm

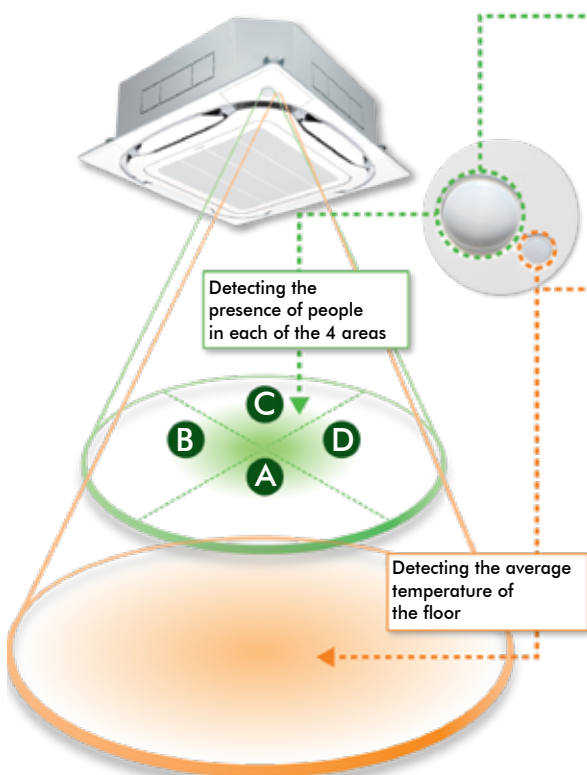
*200mm for corner closing

Note:

- Whatever the discharge direction, the same type of panel is used. If installing for other than all-round flow, an air discharge outlet sealing material (option) must be used to close each unused outlet.
- Operation sound increases when using 2-way or 3-way flow.
- Designer panel cannot operate 2-way and 3-way flow.

DUAL SENSORS*1

Dual sensors and individual airflow direction control automatically provide optimal control of airflow.



Infrared presence sensor

The sensor detects the presence of people in each of the 4 areas.

Ceiling height	2.7m	2.7m	4.0m
Detection range (diameter)*3	approx.8.5m	approx.8.5m	approx.13.5m

*3. The infrared presence sensor detects 80cm above the floor.

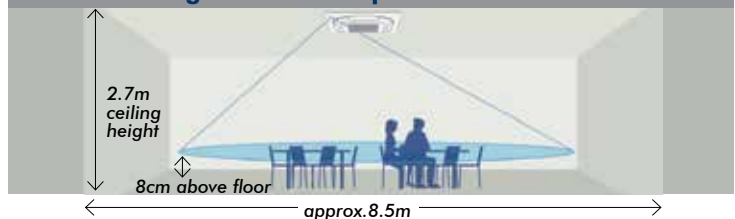
Infrared floor sensor

The sensor detects the floor temperature and automatically adjusts operation of the indoor unit to reduce the temperature difference between the ceiling and the floor.

Ceiling height	2.7m	2.7m	4.0m
Detection range (diameter)*4	approx.11m	approx.14m	approx.16m

*4. The infrared floor sensor detects at the floor surface.

Standard range for infrared presence sensor*



*[Concerning infrared presence sensor]

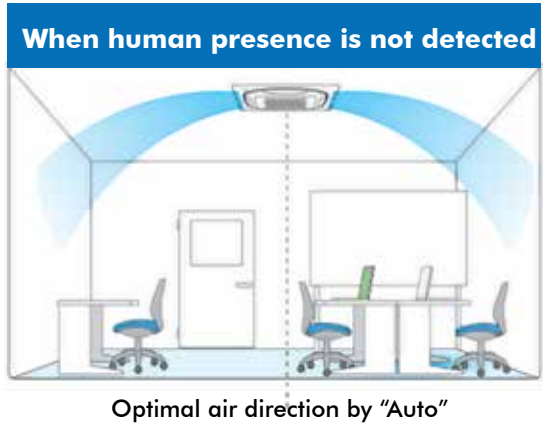
- People are detected by large movements such as the motion of people walking at a certain distance away from sensor.
- Human detection is not possible for blind areas of sensor. [Concerning infrared floor sensor]
- The detected temperature may sometimes be affected by a heat source, window, or device emitting heat in the detection range.

AUTO AIRFLOW FUNCTION*5

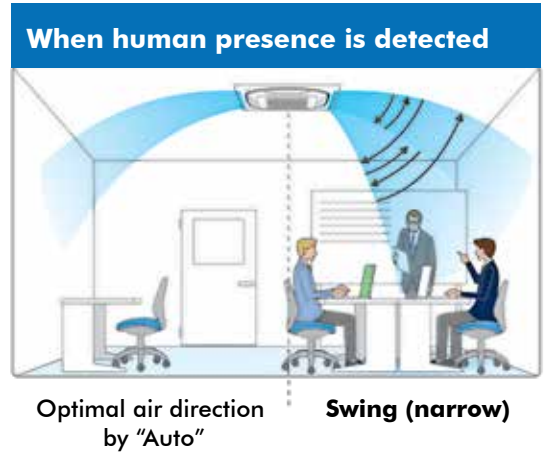
Direct Airflow (default: OFF)

*5. Airflow direction should be set to "Auto".

Cooling



Dry



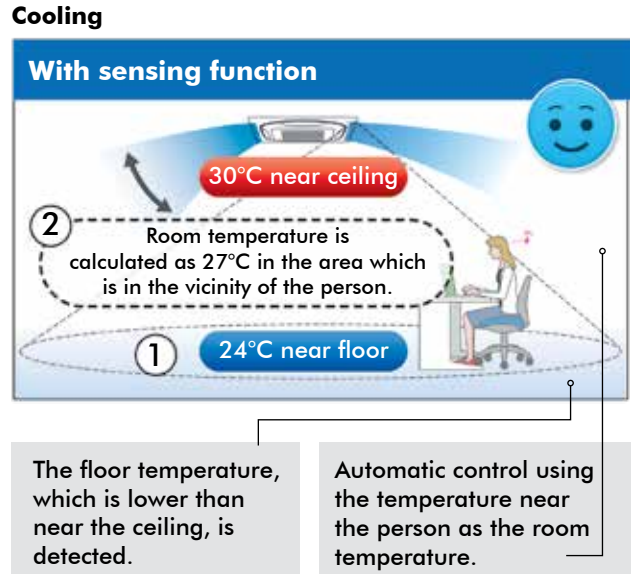
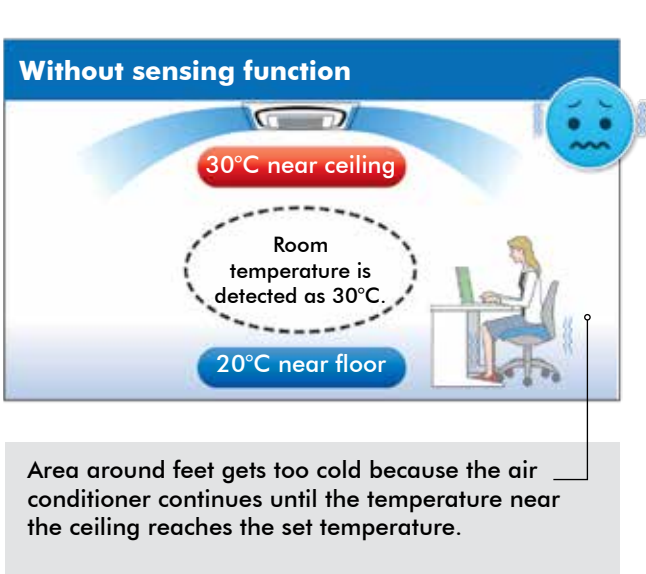
With "Auto" airflow direction mode, flaps are controlled to deliver optimal airflow when the room is unoccupied.

When presence is detected, air direction is set to "Swing (narrow)" to deliver cool air to users.

COMFORT AND ENERGY SAVING PREVENTING OVERCOOLING*6

*6. Airflow direction and airflow rate should be set to "Auto".

Floor temperature is detected and overcooling prevented.



Energy savings :

The temperature near the person is automatically calculated by detecting the temperature of the floor. Energy is saved because the area around the feet does not get too cold.

FCMF/FCVF-A SERIES (Contd.)

SENSING SENSOR FUNCTIONS*7,8,9

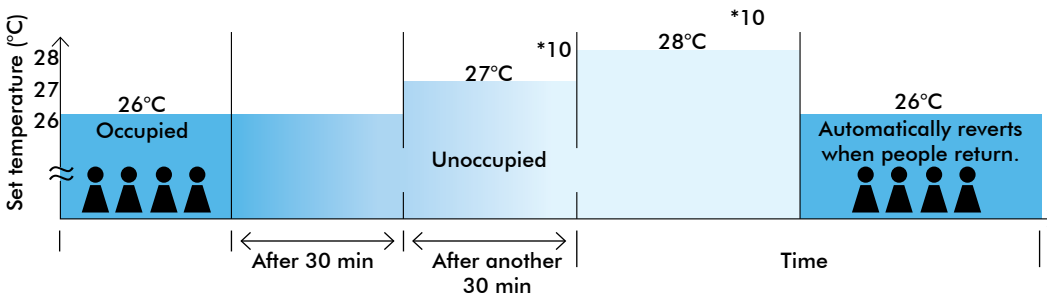
Sensing sensor low mode (default: OFF)

When there are no people in a room, the set temperature is shifted automatically.

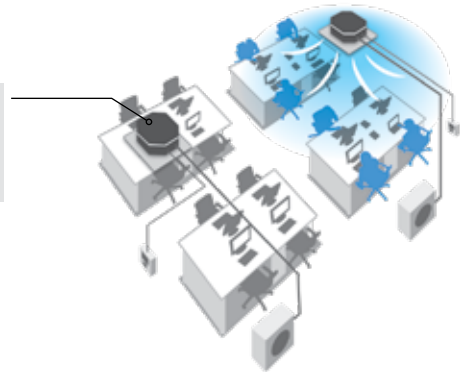
- The system automatically saves energy by detecting whether or not the room is occupied. The set temperature is shifted automatically if the room is unoccupied.

Example :

- Cooling set temperature: 26°C
- Shift temperature: 1.0°C
- Shift time: 30 min.
- Limit cooling set temperature: 30°C



Operation is reduced in places where there are no people.



If people do not return, the air conditioner will raise the set temperature 1°C every 30 minutes and then operate at 30°C.

Shift temperature and time can be selected from 0.5 to 4°C in 0.5°C increments and 15, 30, 45, 60, 90 or 120 minutes respectively with remote controller.

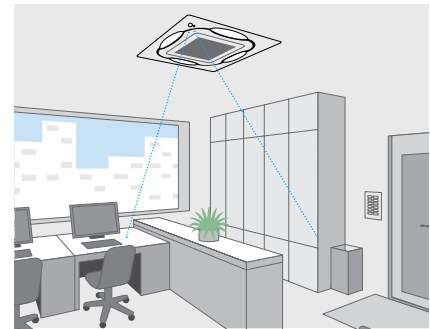
*10. On basic screen of remote controller, set temperature does not change.

Sensing sensor stop mode (default: OFF)

When there are no people in a room, the system stops automatically.*11,12

- The system automatically saves energy by detecting whether or not the room is occupied.
- Based on preset user conditions, the system automatically stops operation if the room is unoccupied.

Absent stop time can be selected from 1 to 24 hrs in 1 hr increments with remote controller.



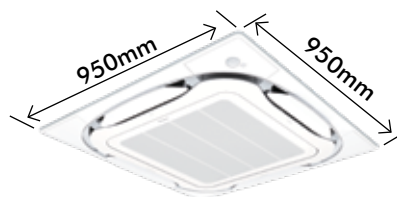
*11. Please note that upon re-entering the room, the air conditioner will not switch on automatically.

*12. To protect the machine, the standby system may operate temporarily.

COMFORT

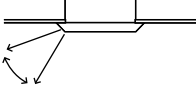
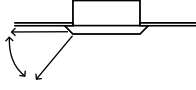
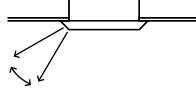
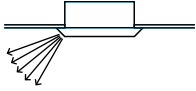
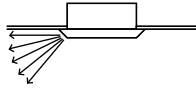
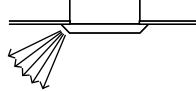
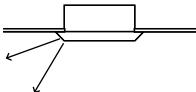
Unified square panels

Panel size is the same for all models. It is easy to maintain a neat appearance when multiple units are installed in the same room.



Same for all models

Optimal comfort and convenience assured by 3 air discharge modes

Air direction	Standard setting ¹	Draft prevention setting (field setting)	Ceiling soiling prevention setting ² (field setting)
Desired situation	For gentle drafts.	When drafts are unwanted.	For shops with light coloured ceilings that must be kept spotless.
Auto-swing			
5-level air direction setting			
Auto air direction control		The air direction is set automatically to the memorised position of the previous air direction.	

Note:
 1 Air direction is set to the standard position when the unit is shipped from the factory. The position can be changed from the remote controller.
 2 Closing of the corner discharge outlets is recommended.

Switchable fan speed: 5 steps and Auto

Control of airflow rate has been improved from 3-step to 5-step. Auto airflow rate is newly available.

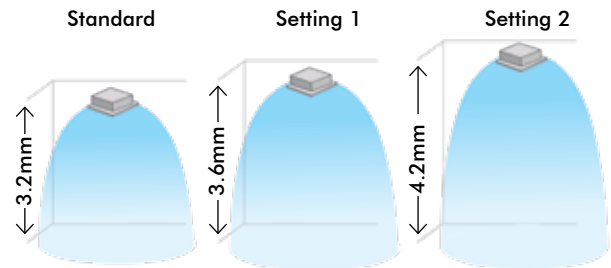
Suitable for high ceilings

Even in spaces with high ceilings, a comfortable airflow is carried down to the floor level.

Quiet operation

Indoor unit	Sound pressure level				
	H	HM	M	ML	L
FCMF50-71A	37	34.5	32	29.5	27.5
FCMF90-100A	45	41.5	38	35	32.5
FCMF125-140A	46	43	40	36	32.5

#Sound pressure level for FCVF-A series is same as above given table.



When all round flow is selected, ceilings up to 4.2 m in height can be accommodated. (100-140ARV16)

Ceiling Height Setting /Setting of Normal Air flow

Make the following setting according to ceiling height, The second code No. is set at the factory
 FCMF/FCVF-A 50-71

Mode No.	First Code No	Second Code No.	Setting	Ceiling Height			
				All Round outlet	4-Way Outlets	3-Way Outlets	2-Way Outlets
13(23)	0	01	Standard	Lower than 2.7m	Lower than 3.1m	Lower than 3.0m	Lower than 3.5m
		02	High Ceiling(1)	Lower than 3.0m	Lower than 3.4m	Lower than 3.3m	Lower than 3.8m
		03	High Ceiling(2)	Lower than 3.5m	Lower than 4.0m	Lower than 4.5m	-

FCMF/FCVF-A 90-140

Mode No.	First Code No	Second Code No.	Setting	Ceiling Height			
				All Round outlet	4-Way Outlets	3-Way Outlets	2-Way Outlets
13(23)	0	01	Standard	Lower than 3.2m	Lower than 3.4m	Lower than 3.6m	Lower than 4.2m
		02	High Ceiling(1)	Lower than 3.6m	Lower than 3.9m	Lower than 4.0m	Lower than 4.2m
		03	High Ceiling(2)	Lower than 4.2m	Lower than 4.5m	Lower than 4.2m	-

Note:
 The aforementioned is for standard panels. See the installation manual for designer panels. Factory settings are for standard ceiling height and all-round flow. High ceiling settings (1) and (2) are set with the remote controller by field setting. High-efficiency filters are not available for high ceiling applications.


FCMF/FCVF-A SERIES (Contd.)

CLEANLINESS

Silver ion anti-bacterial drain pan

A built-in antibacterial treatment that uses silver ion in the drain pan prevents the growth of slime, bacteria, and mould that cause odours and clogging.

(The lifespan of a silver ion cartridge depends on the usage environment, but should be changed once every two to three years.)



Non-flocking flaps

Flaps can be detached without use of tools. Condensation does not easily form and dirt does not cling to non-flocking flaps. They are easy to clean.



Filter has anti-mould and antibacterial treatment

Prevents mould and microorganisms growing out of the dust and moisture that adheres to the filters.

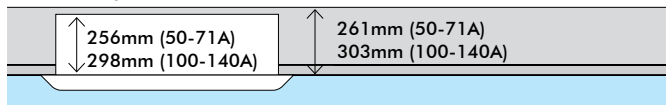
QUICK AND EASY INSTALLATION

Lightweight

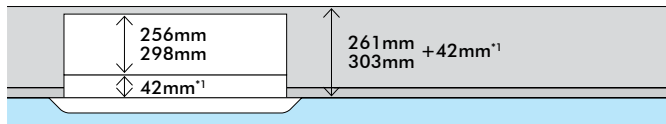
All models can be installed without using a lifter.

Installable in tight ceiling spaces

Standard panel

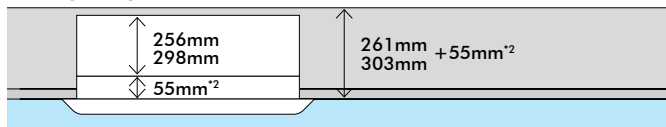


Designer panel



*1. Body height (ceiling required space) is 42 mm higher than standard panel.

Auto grille panel

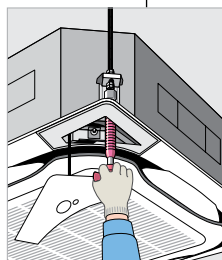


*2. Body height (ceiling required space) is 55 mm higher than standard panel.
*When the ceiling space is limited, an optional panel spacer is available.

Easy height adjustment

Each corner of the unit has an adjuster pocket that lets you easily adjust the unit's suspended height.


Note:
If the wireless remote controller is installed, a signal receiver unit is housed in one of the adjuster pockets



Easy hanging

Washer fixing plates secure washers in place and prevent washers from falling for easy installation.

Washer fixing plate
Washer





Easy removal of corner cover

It is possible to easily remove without use of screws or tools.



Ease in temporary hanging of decoration panel

In addition to the temporary hanging fixtures in 2 places normally used, corner part mounting fixtures in 4 places are provided.

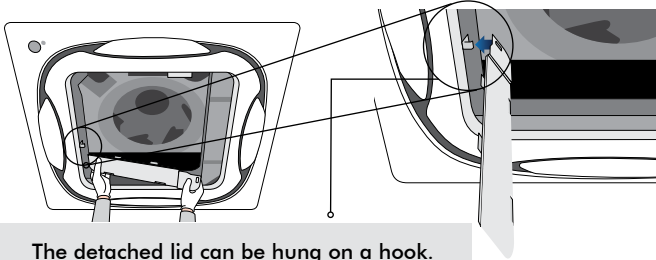


Corner part mounting fixtures (in 4 places)

Temporary hanging fixtures (in 2 places)

Temporary placement of control box lid

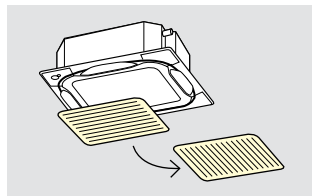
Because the control box lid can be temporarily hung on the unit, there is no need to climb down the stepladder to retrieve it.



The detached lid can be hung on a hook.

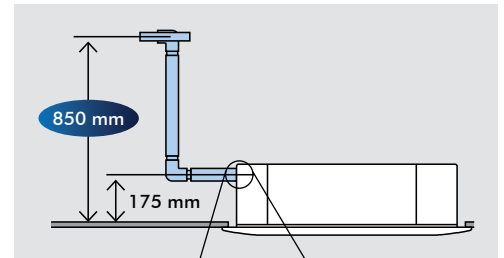
Installed in any direction

Since the orientation of the suction grille can be adjusted after installing, the direction of the suction grille lines can be unified when multiple units are installed.



Drain pump

Equipped as standard accessory with 850 mm lift.

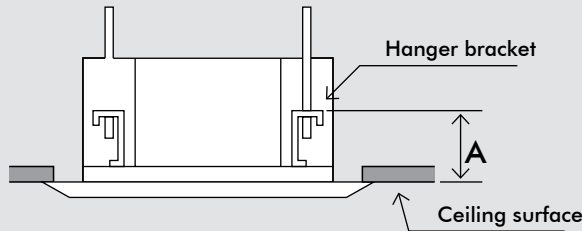


Transparent drain sock



Hanging height adjustment

Because the configuration of the hanger bracket changed, the dimensions from the ceiling to the hanger bracket also change during height adjustment for indoor unit.



	A Dimensions
Standard panel	125-130mm
Designer panel	167-172mm
Auto grille panel	180-185mm
Chamber option* + standard panel	175-180mm

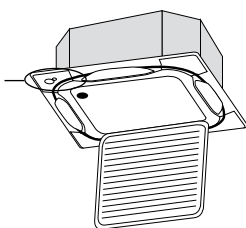
*High-efficiency filter, ultra long-life filter, and fresh air intake

EASY MAINTENANCE

The condition of the drain pan and drain water

Can be checked by removing the suction grille and drain plug.

Drain outlet
(with rubber plug)



Just open the suction grille!

Note: For inquiries concerning auto grille panel installations, please contact your local dealer or Daikin representative

24 mm diameter drain outlet

The drain outlet allows insertion of a finger or dental mirror for inspection of the internal cleanliness of the drain pan. Removal of the suction panel enables access.



Auto grille panel (option)

Grille and air filter cleaning can be performed without need for a stepladder by lowering the grille.

A dedicated wireless remote controller for the auto grille panel is included, and supplied with Auto Grille panel.

The drop length corresponds to ceiling height and can be set for 8 different levels.

Ceiling Height Standard (m)	Drop Length
2.4	1.2
2.7	1.6
3.0	2.0
3.5	2.4
3.8	2.8
4.2	3.1
4.5	3.5
5.0*	3.9

*Airflow range is up to 4.5m. Please refer to "criteria for ceiling height and number of air discharge outlets" #Separate remote required for auto grille panel



AUTO GRILLE PANEL
BYCQ125EASF

FCMF/FCVF-A SERIES (Contd.)

Ultra long-life filter (option)

Maintenance is not required in normal shops or offices for up to four years.

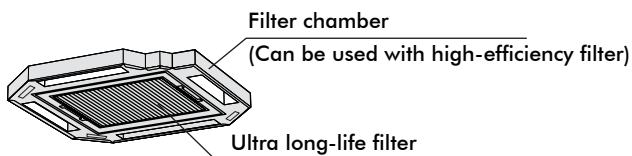


OPTIONS

Options required for specific operating environments

Ultra long-life filter unit

Even in dusty environments where the air conditioning is constantly operating, the ultra long-life filter only has to be cleaned once a year.



Dusty area: annual filter change

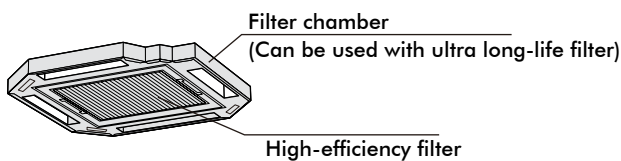
*For dust concentration of 0.3 mg/m³ (Requires separately sold Air purifier.)
1 year (Approx. 5,000 hr) = 15 hr/day x 28 day/month x 12 month/year

Ordinary store or office: filter change every 4 years

*For dust concentration of 0.15 mg/m³
4 years (Approx. 10,000 hr) = 8 hr/day x 25 day/month x 12 month/years x 4 years

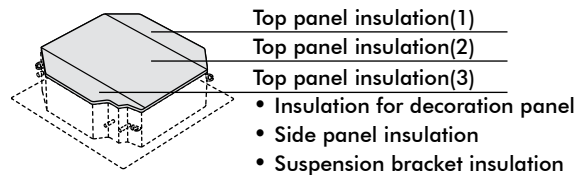
High-efficiency filter unit

Available in two types: 65% and 90% colorimetry.



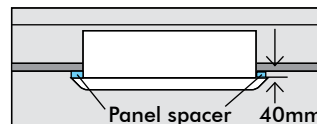
Insulation kit for high humidity

Please use if you think the temperature and humidity inside the ceiling exceeds 30°C and RH 80%, respectively.



Panel spacer

Use when only minimal space is available between drop ceilings and ceiling slabs.



Note: Some ceiling constructions may hinder installation. Contact your Daikin Dealer before installing your unit.

Sealing material of air discharge outlet

Sealing material block air discharge openings not used in 2-way or 3-way blow.

Branch duct (direct-connection round duct)

A round duct can be attached without the need for a chamber.

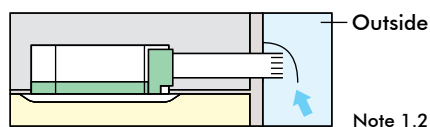
A flanged port for direct connection of a round duct is provided. An existing branch duct chamber can also be fitted (square slit hole).

Low gas pressure detection



Fresh air intake kit

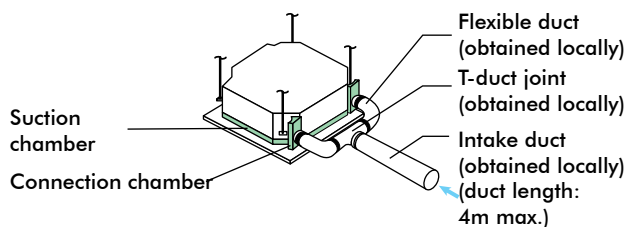
Using this kit, a duct can be connected to take in outdoor air. There are two chamber types that have intake in two places: with T-duct joint and without T-duct joint.



The units can be installed in the following different ways

Chamber type (without T-duct joint)

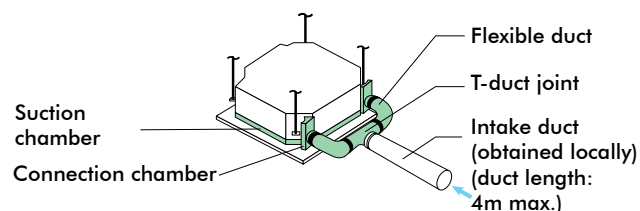
KDDP55B160



Note 3,4,5

Chamber type (with T-duct joint)

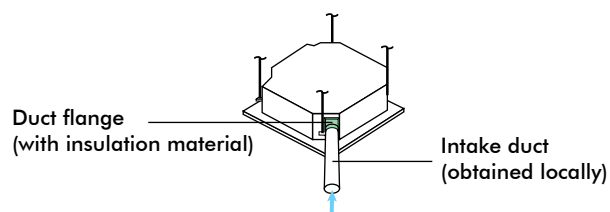
KDDP55B160K



Note 3,4,5

Direct installation type (with T-duct joint)

KDDP55X160A




Note 6

Note:

1. Use of options will increase operating sound.
2. Connecting ducts, fan, insect nets, fire dampers, air filters, and other parts should, as required, be obtained locally.
3. When a local-obtained fan is used, an interlock with air conditioner is necessary. Optional PCB (KRP1C11A) is required for interlocking.
4. When installing a fresh air intake kit (chamber type), two air outlet corners are closed.
5. It is recommended that the volume of outdoor air introduced through the kit is limited to 10% of the maximum airflow rate of the indoor unit. Introducing higher quantities will increase the operating sound and may also influence temperature sensing.
6. The volume of fresh air for direct installation type is approximately 1% of the indoor unit airflow.

The chamber type is recommended when more fresh air is necessary.





SINGLE WAY CASSETTE TYPE

FKA Series
Cooling only

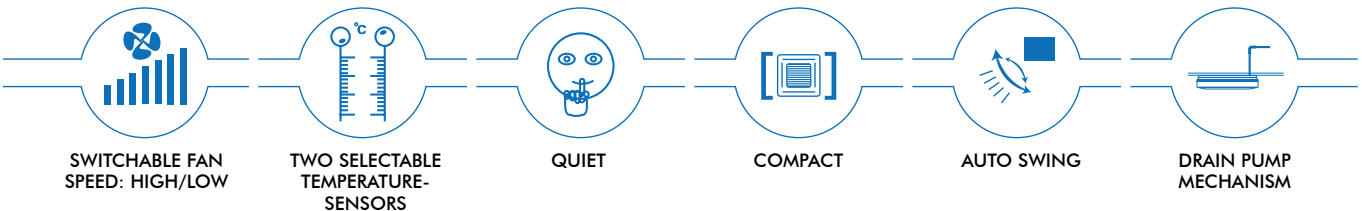

FKA SERIES

Cooling Only



R-32

Energy-Saving & Comfort are achieved by sensing function Various air discharge patterns allow for flexible installation. Human Detecting Sensor detects the presence of people Comfort & Energy-saving operation automatically and intelligently



SWITCHABLE FAN SPEED: HIGH/LOW

TWO SELECTABLE TEMPERATURE-SENSORS

QUIET

COMPACT

AUTO SWING

DRAIN PUMP MECHANISM

FKA50-71

5.0 kW ~ 7.1 kW

(Cooling only)

NAVIGATION REMOTE CONTROLLER (Wired Remote Controller)

NEW

BRC1E63

Note: Remote controller cable is not included and must be obtained locally.



WIRELESS LCD REMOTE CONTROLLER A signal receiver must be added to the indoor unit.

NEW

Signal receiver unit (Installed type)

Wireless remote controller and signal receiver are sold as separate accessories.

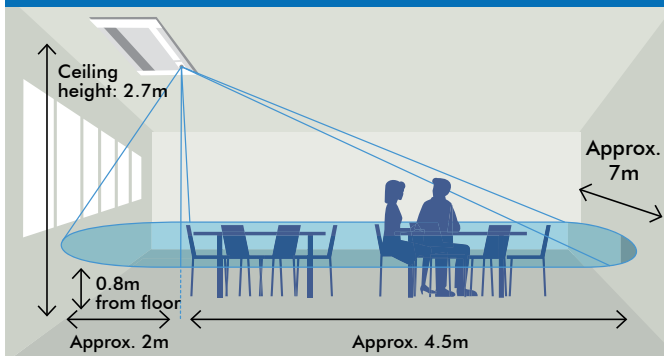


BRC4M61-6



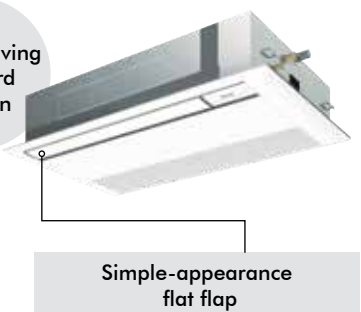
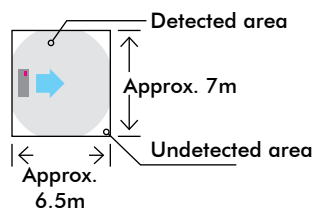
BRC4M150W16

Approximate range of human-detecting sensor

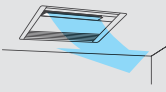
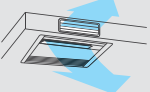
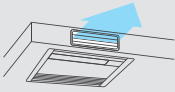


Meet energy-saving standard value In 2015

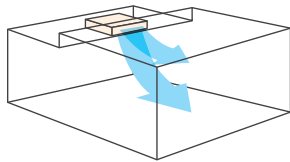
Top view



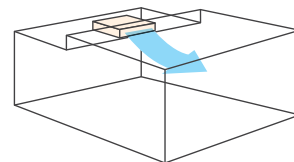
SELECTABLE FROM DOWNWARD TO FRONTWARD DISCHARGE DEPENDING ON INSTALLED LOCATION

	Downward	Downward + Frontward	Frontward
Air-Discharge Variation			
Auto Swing function	•	•	-
For high-Ceiling Installation	Switching a high-ceiling tap is necessary. (Note) Natural evaporating pan type humidifier (Option) can not be incorporated.	Switching a high-ceiling tap is necessary. (Note) Natural evaporating pan type humidifier (Option) can not be incorporated.	Frontward direction is unsuitable for high ceiling because warm air can not reach the floor properly.
Options	-	Discharge grille + Suction cover panel + Flexible duct	Discharge grille+ Suction cover panel + Flexible duct

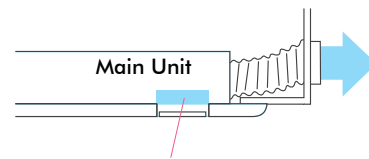
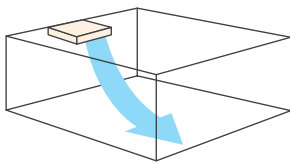
Installed at a corner or on a high ceiling in a room Downward



Installed in a dropped ceiling Frontward



Installed in a dropped ceiling Downward + Frontward

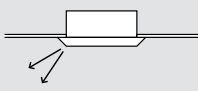
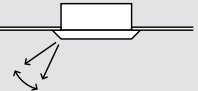
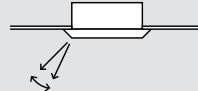
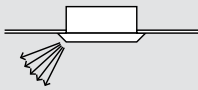
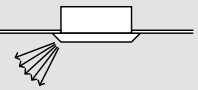
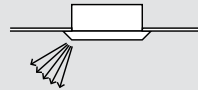



Downward discharge is shut off by a suction cover panel (Option) and air is blown straight out (frontward discharge)

Note:
Initial setting is "Standard". It can be changed by a remote control.

This product can be installed in a ceiling up to 4.3m height. However, the ceiling height over 3.8m requires a local setting by a remote controller and an installation of a suction panel cover.

3 DISCHARGE SETTINGS OFFERS OPTIMUM COMFORT

Discharge setting	Draft prevention		Standard		Ceiling soiling prevention	
Recommended when:	You prefer preventing draft		Standard position to relieve soiling and draft		You prefer preventing walls and a ceiling from soiling	
Auto Swing Operation		Auto swing angle: 35° to 60°		Auto swing angle: 35° to 60°		Auto swing angle: 45° to 66°
5 different levels of discharge angle		Settable to 5 different levels between 35° and 65°		Settable to 5 different levels between 35° and 65°		Settable to 5 different levels between 45° and 65°
Draft prevention (Heating)	To prevent cold draft, air is automatically discharged in most-horizontal direction in 5 settings when heating is started or thermostat is off.					
Auto-setting for discharge angle	Discharge angle is automatically set at the same angle as the previous operation when restarting.					





COMPACT MULTI FLOW CEILING MOUNTED CASSETTE TYPE

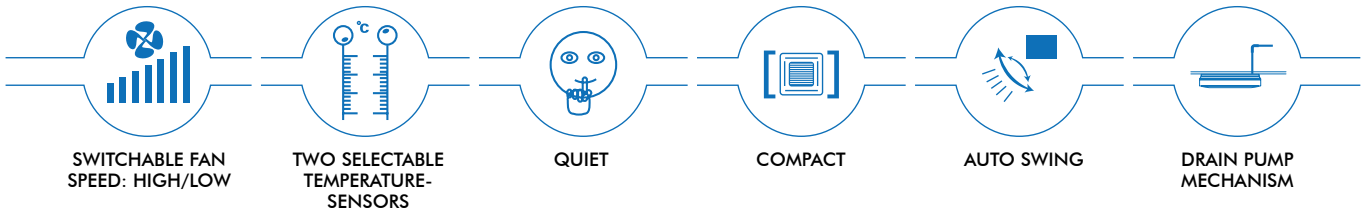
FFF Series
Cooling only

FFF SERIES

Cooling Only



Quiet, décor-blending form and easy installation in new or old buildings.



FFF50B & 60B	5.0 k W ~ 6.0 kW	(Cooling only)
--------------	------------------	----------------

ACCESSORY REQUIRED FOR INDOOR UNIT

NAVIGATION REMOTE CONTROLLER (Wired Remote Controller)



NEW
BRC1E62
Note: Remote controller cable is not included and must be obtained locally.

WIRELESS LCD REMOTE CONTROLLER A signal receiver must be added to the indoor unit.



BRC4M150W16

NEW



BRC7M630W-6

Signal receiver unit (Installed type)
Wireless remote controller and signal receiver are sold as separate accessories.



FEATURES*

Feature	Cooling Only
Setpoint auto reset *1	•
Setpoint range set *1	•
OFF timer (programmed) *1	•
Weekly schedule timer *1	•
Setback *1	•
Quick start *1	•
Auto swing	•
Swing pattern selection	•
Switchable fan speed	• 2 step
Two selectable temperature-sensors *1	•
Night quiet operation *4	•
Cleanliness	
Anti-bacterial air filter	•
Mould-proof drain pan	•
Drain pump mechanism	•
Pre-charged for up to 30 m *4	•
Long-life filter	•
Filter sign	•
Low gas pressure detection *4	•
Emergency operation	•
Self-diagnosis function	•
Service contact display *1	•
Control	
Auto-restart	•
Control by 2 remote controllers	•
Group control by 1 remote controller	•
External command control *6	•
Central remote control	••7
Interlock control with Heat Reclaim Ventilator	•
DIII-NET communication standard	••7
Fresh air intake kit	•
Overvoltage printed circuit board *4	•

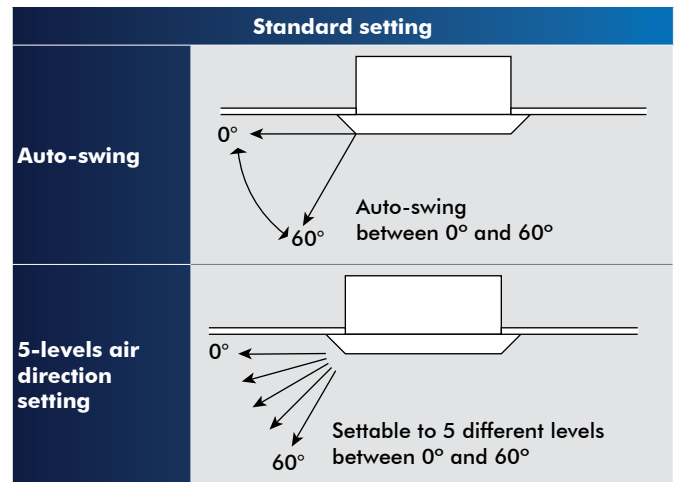
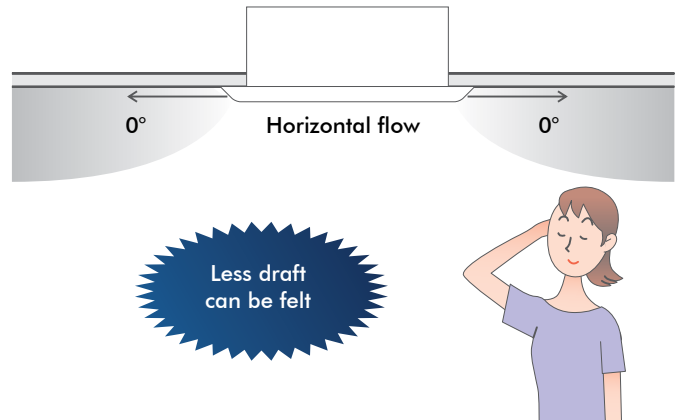
Notes:

- *1: Applicable when BRC1E62/63 is used
 - *2: Not applicable when group control
 - *3: Applicable when BRC1E63 is used
 - *4: For outdoor units
 - *5: Adaptor for Wiring (and installation box) is necessary
 - *6: Wiring adaptor for electrical appendices (and installation box) is necessary
 - *7: Option is required
 - *8: It is not possible to use 2 wireless remote controllers. Combination of BRC1E63 (main) and BRC7M (sub) is available.
- *Applicable with wired remote control

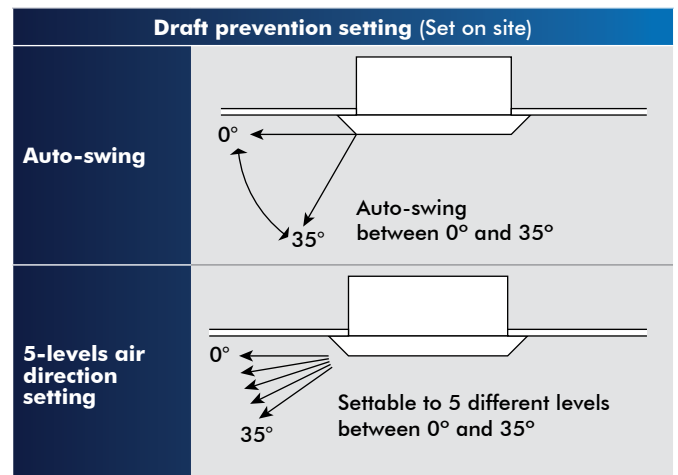
COMFORT

Auto Swing and Draft prevention function

- Designed for low draft performance.
- Consistent comfort throughout.
- Auto-swing operation distributes conditioned air more evenly.
- Airflow angle can be adjusted in accordance with room conditions.

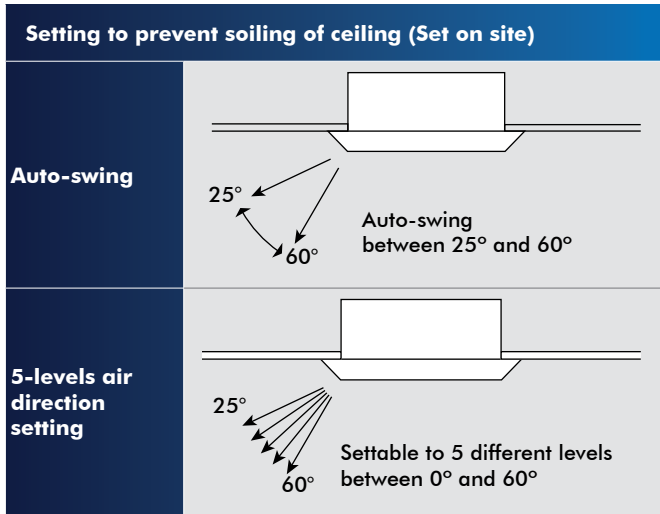


Note: This angle above is provided as a guide. It may differ depending on the installation site.



Note: This angle above is provided as a guide. It may differ depending on the installation site.

FFF SERIES (Contd.)



Note: This angle above is provided as a guide. It may differ depending on the installation site.

SWITCHABLE FAN SPEED: High/Low

High setting provides maximum reach while low setting minimises drafts.

Two selectable temperature-sensors

Both indoor unit and wired remote controller (option-BRC1E62) contain temperature-sensors. Temperature sensing can be set at the unit or, to further improve comfort level, closer to the target area at the wired remote control. This feature requires initial setting by the installer.

Temperature-sensor on indoor unit must be used when the air-conditioner is controlled from another room. Wireless remote controller does not have a temperature-sensor.

Quiet

Quiet, small-diameter fan. Quiet operation has been achieved even with a compact body and developed spiral hub cover that reduces the static pressure inside the indoor unit.



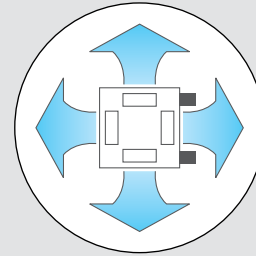
dB(A)

INDOOR UNIT	HIGH	LOW
50B	36	27
60B	41	32

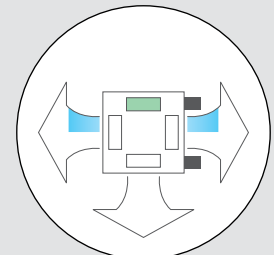
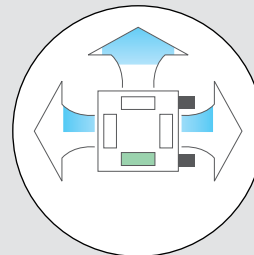
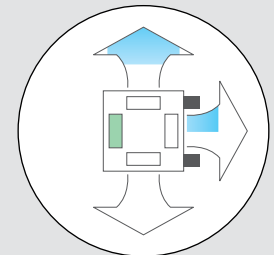
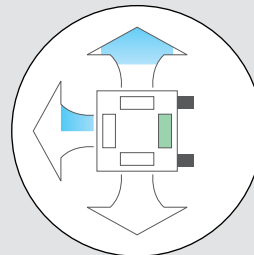
Note: Anechoic chamber conversion value, measured according to JIS parameters and criteria. During operation these values are somewhat higher owing to ambient conditions.

Multi-Flow System

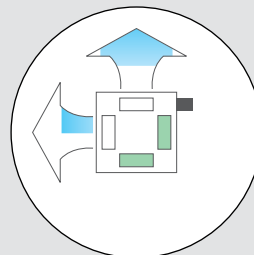
4-WAY BLOW (1 pattern)



3-WAY BLOW (4 pattern)



2-WAY BLOW (1 pattern)



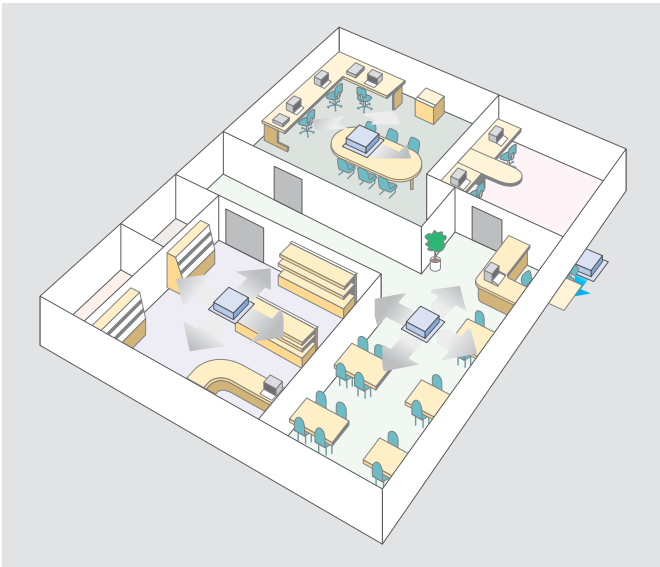
“■” denotes piping direction.

“■” denotes drain piping

“■” denotes sealing member for air discharge outlet (option).

Note: For 3-way or 2-way flow installation, the sealing member for air discharge outlet (option) must be used to close off the unused outlet(s).

Air direction can be selected according to installation

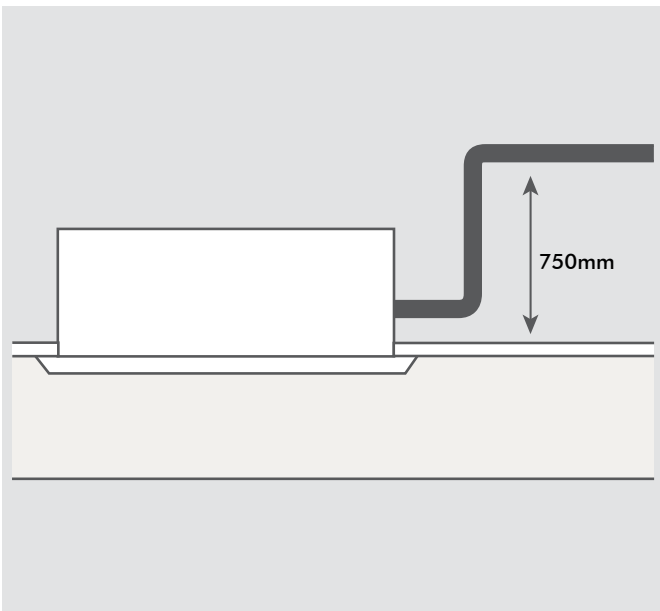


Note: Operation sound increases when using 2-way or 3-way flow.

WORK & SERVICING

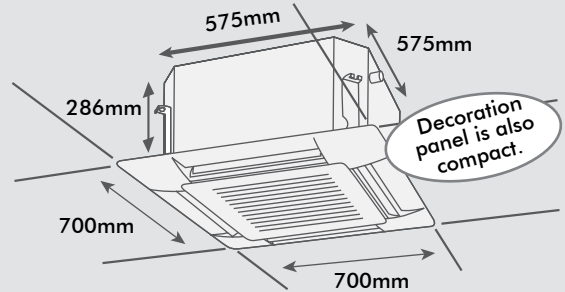
Drain pump mechanism

Drain pump is equipped as standard accessory with 750 mm lift.

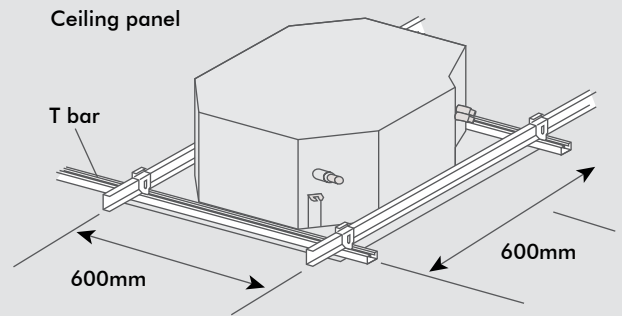


Compact

Sized to fit inside 600 mm wide ceiling grids.



Fits without the need to cut T-bar grid.



The switch box is built in to the unit, so maintenance is possible by simply removing the grill. An inspection opening is not required even for modules other than 600 mm x 600 mm.



NON INVERTER SERIES





CEILING MOUNTED 3X3 CASSETTE TYPE

FCQF-A Series
Cooling Only

FCQF-A SERIES

Cooling Only

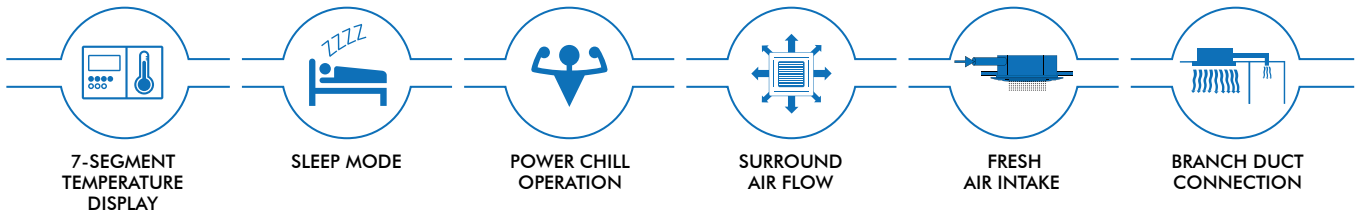


New eight way discharge panel

* Cooling Only



FCQF-A PANEL



FCQF18~48 (COOLING ONLY)¹ 5.3 KW ~ 13.3KW Cooling **R-32**

ACCESSORY REQUIRED FOR INDOOR UNIT

Wireless handset

Standard

ARC91A151
(Cooling Only)


1 TR (Tons of Refrigeration) = 3.517 kW

FEATURES

Main Function	Brief of Function
ON/OFF	To Start/Stop the Unit
Mode	Cool Mode
	Fan Mode
	Dry Mode
Temperature	The Default Set Temperature will be 24°C and User can change desired temperature between 18°C to 32°C
Fan Speed	Fan Speed Can be set to "Auto>Low>Low Medium>Medium>Medium High>High"
Power Chill	System will Operate at Maximum Efficiency for Powerful cooling for 20 Minutes .
Swing	Flaps will Start to swing /Stop at a Desired position.
Good Sleep	User Can Prevent Excessive Cooling of room during sleep.
Coanda	Directs airflow upwards.
Econo	This Operation enables efficient operation by limiting the power consumption.
Timer	ON Timer can be set from 1 hour to 12 hours
	OFF Timer can be set from 1 hour to 9 hours
Display	Display set temperature and error code in 7-Segment display in deco panel
Child Lock	Setting the Childlock disables all the buttons except the child lock .

Surround Air Flow

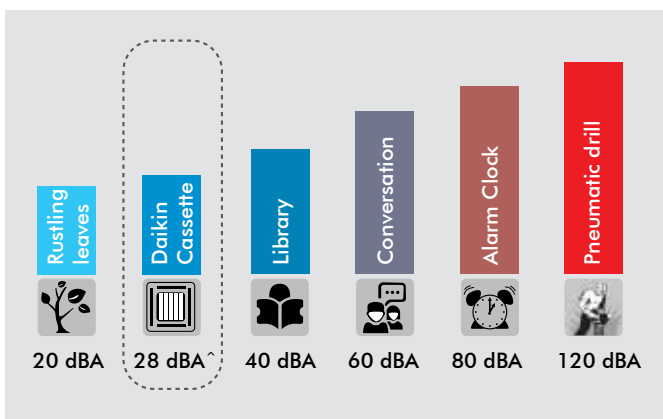
There are four additional vents for air drafts at the corners of the panel that provide enhanced air coverage. With additional feature of automatic air swing, comfortable air can be delivered to high ceiling rooms.



Superior Sound Level

With the use of Daikin's latest technology turbo fan, cassette FCQF-A series is able to achieve exceptionally low noise level.

Once the Quiet Mode* is enabled, indoor fan will run at the lowest speed, allowing the sound pressure level to go as low as 28dBA**.



**refer to model size 1.5TR & 2.0TR

Forced On/Off Operation

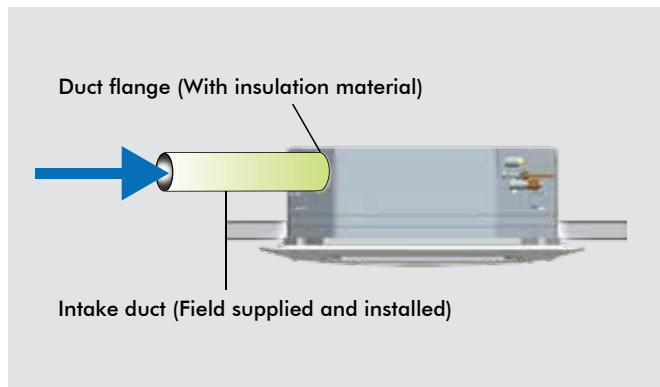
Enables to operate the unit even if the remote controller is misplaced or the remote's battery is weak. Pre-set at 24°C cool mode, just press the Forced On button for instant cooling comfort.



WORK & SERVICING

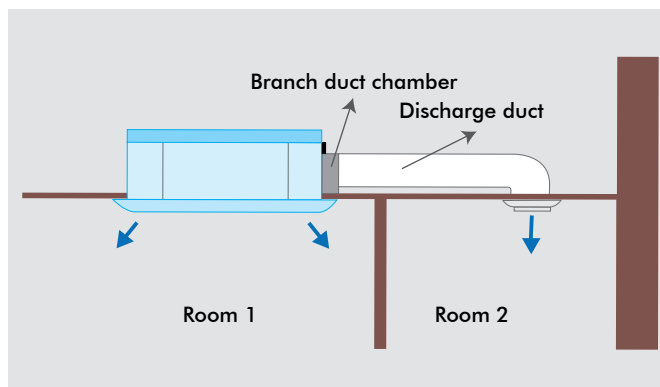
Fresh Air Intake

Keeps the introduction of fresh air intake within 20% of total air flow.



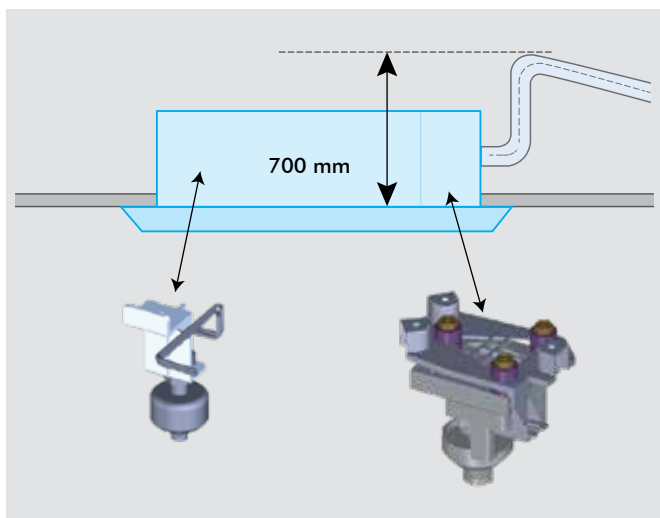
Branch Duct Connection

Improves airflow distribution when there is an obstruction. It allows usage of air-conditioning for two rooms simultaneously.



Built-in High Head Drain Pump

The unit comes with a 700 mm built-in, high head drain pump. A safety float is incorporated in the drain pump to monitor its water level.





OUTDOOR UNITS

OUTDOOR UNITS

NEW COMPACT OUTDOOR UNIT - INVERTER



R-32

NEW

RZMF50/71
RZVF50/71
RZCF50/60



R-32

NEW

RZMF90/125/140
RZVF90/125/140

EASY INSTALLATION AND MAINTENANCE

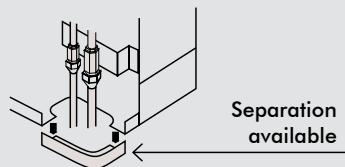
4-direction piping offers greater layout freedom

(RZM/VF125-140)

The outer panel for the piping connection part of the front, right side and backside can be removed and is easier for post-installation piping work.

Removable part of bottom frame makes the piping work easier

(RZF125-140C)



Facilitates pump down

(REFRIGERANT RECOVERY FUNCTION)

A pump-down switch is provided to make it easier to collect refrigerant if the unit is to be moved or layout modified.

* Pump-down function is available for pre-charged refrigerant amount.

* Although pumping-down operation allows most of the refrigerant to be recovered in a short period of time, some refrigerant will remain inside the indoor unit and refrigerant piping.

Using a refrigerant recovery machine, recover remaining refrigerant from the stop valve service port until the pressure falls to 0.09 MPa. (gauge pressure: -0.011 MPa) or less.

Low gas pressure detection function

Effective gas monitoring reduces the labor required for operation, maintenance, and repairs.

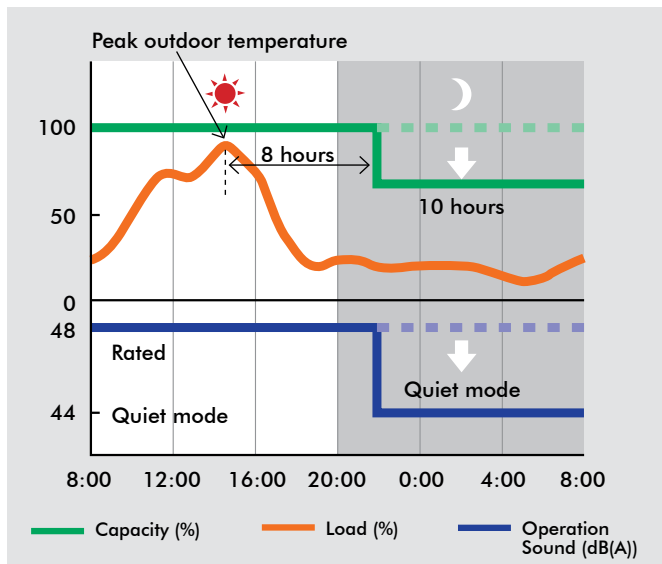
NIGHT QUIET OPERATION MODE

The automatic night quiet mode will initiate 8 hours after the peak temperature is reached in the daytime, and normal operation will resume 10 hours after that

★ Reducing noise will reduce capacity slightly.

Cooling only	Sound pressure level ¹ (dB(A))	
	Rated ²	Night Quiet Mode
RZMF50-71	48	44
RZMF100	49	45
RZMF125	52	45
RZMF140	54	45


Note :
¹Anechoic chamber conversion value, measured according to JIS parameters and criteria.
 During operation these values are somewhat higher owing to ambient conditions.
²Value when cooling. Value will differ when heating.



Note : Daikin data for RZMF71CVM Operating sound about 4 dB quiet

EASY INSTALLATION AND MAINTENANCE

The high efficiency compressor to achieve a high COP

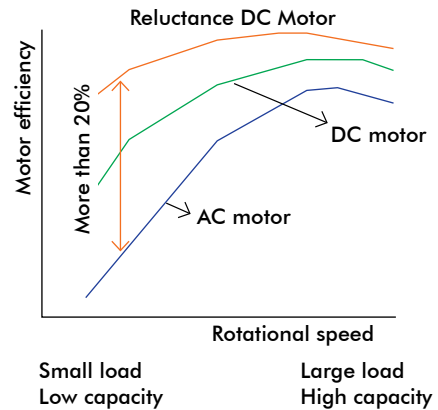


1. Compressor equipped with reluctance DC motor

Daikin DC Inverter models are equipped with the reluctance DC motor for compressor.

The reluctance DC motor uses 2 different types of torque, neodymium magnet¹ and reluctance torque².

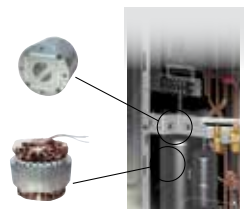
This motor can save energy because it generates more power with a smaller electric power than an AC or previous DC motor.



Note: Data are based on studies conducted under controlled conditions at a Daikin laboratory.

Reluctance DC motor


- *1. A neodymium magnet is approximately 10 times stronger than a standard ferrite magnet.
- *2. The torque created by the change in power between the iron and magnet parts.



2. Refrigerant cooling

(RZMF90-140, RZVF90-140)

Daikin's unique refrigerant cooling system exhibits high cooling capacity even during high outdoor temperatures.



Refrigerant cooling helps protect the printed circuit board and maintains high cooling capacity even during high outdoor temperatures.

3. Fan

V-CUT PROPELLER FAN

Through use of a V-cut propeller fan that imitates the efficiency of the swan, a migratory bird, airflow becomes smooth and loss is reduced.



V-cut propeller fan



Imitating the performance of the swan

OUTDOOR UNITS

NON INVERTER | **R-410A**



RGVF18/24



RGVF36/36/42/48

COMPACT & QUIET

Equipped with scroll compressor for quieter operation

Smooth running, minimal vibration, low operating noise.



(* Check technical manual for details)

A Series

Cooling Only Outdoor unit	Sound Level	dB(A)
RGVF18A	50	
RGVF24A	56	

DURABILITY

Installation and maintenance

(Smoother and easier)

Pre-charged for up to 7.5 metres (F-Series)

If refrigerant piping length does not exceed 7.5 m, there is no need for on-site gas charging.

CONTROLLERS

Easy-to-read LCD remote controller allows various system control configurations and can control multiple indoor units.

Remote controller options are shown on the page introducing each indoor unit model.

NAVIGATION REMOTE CONTROLLER (Wired LCD Remote Controller)



BRC1E63

BRC1E62

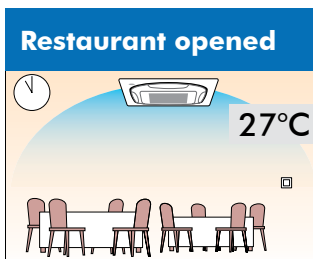
This simple, modern designed remote controller with fresh white colour matches your interior design. Operation is much easier and smoother, just follow the indications on the navigation remote controller.

ENERGY SAVING


NEW Setpoint auto reset

- Even if the set temperature is changed, the new set temperature returns to the previous preset value after a preset duration of time.
- Period selectable from 30, 60, 90, or 120 min.


Restaurant example



Temperature is set to 27°C



Then is lowered to 24°C for crowded room



Returns to 27°C automatically

Automatically returns to preset temperature (27°C)

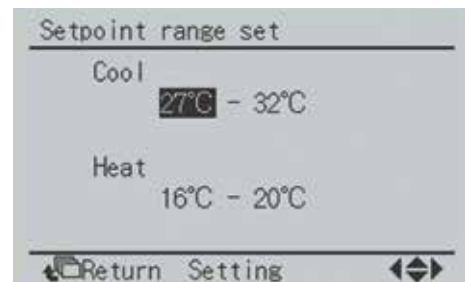
*Preset-return time can be set at 30, 60, 90, or 120 min

OFF timer (programmed)

- Sets and saves setting for an increment of time that automatically turns OFF air conditioner after a preset period of time for each time operation starts.
- Period can be preset from 30 to 180 minutes in 10-minute increments.

Setpoint range set

- Saves energy by limiting the min. and max. set temperature.
- Avoids excessive heating or cooling.
- This function is convenient if the remote controller is installed where anyone can change the settings.



CONVENIENCE

5-step airflow control (BRC1E63 only)

Energy consumption monitoring ^{*1,2,3,4}

- Past power consumption for the current and previous days (2-hour intervals), week (1-day intervals), and year (1-month intervals) can be checked.

Note:

*1Availability of this function may vary according to model (limited to partial functionality)

*2Time setting is necessary.

*3This function cannot be used during group control.

*4This is a reference value for comparison and is not intended as a value for investigation purposes in the calculation of electricity bills or contract for electricity. Because it is a simple calculation of power consumption, there are cases when the calculated value differs with the measurement results of a wattmeter.

Setback (default: OFF)

- Maintains the room temperature in a specific range during unoccupied periods by temporarily starting an air conditioner that had been turned OFF.

Weekly schedule

- 5 actions per day can be scheduled for each day of the week.
- The holiday function will disable schedule timer for the days that have been set as holiday.

CONTROLLERS (Contd.)

- 3 independent schedules can be set. (e.g. summer, winter, mid-season)



NEW Auto display off (BRC1E63 only)

Energy consumption monitoring *1,2,3,4

- While operation is stopping, LCD display can be turned OFF. It will be displayed again if any button is pressed.
- Period can be preset from 10, 30, 60 minutes, and OFF. Initial setting is 30 minutes.

WIRELESS LCD REMOTE CONTROLLER

NEW


Signal receiver unit is additional	Cooling Only
R/F Cassette	BRC7M632F-6
NRF Cassette	BRC7M632F-6
1-Way Cassette	BRC4M61-6
2X2 Cassette	BRC7M630W-6

BRC4M150W16

- The wireless remote controller is supplied in a set with a signal receiver.
- Signal receiver unit of installed type is contained inside decoration panel or indoor unit.
- Shape of signal receiver unit differs according to the indoor unit.

Note:
The signal receiver unit shown in the photograph is for mounting inside the decoration panel of the ceiling mounted cassette type.

- Backlight LCD of new wireless remote controller



Pressing the backlight button helps operating in dark rooms.

Wired remote controller has built-in temperature-sensor

Enables temperature sensing closer to target area for improved comfort. (When using a remote control from another room, temperature-sensor of the indoor unit air inlet must be selected.)

Facilitates maintenance and repair

- All initial settings can be set from the remote controller. After interior construction is complete, ceiling mounted cassette type can be remotely set without having to use a stepladder to access for manual setting.

Setting contents: High ceiling use, air direction, filter type, address for centralised control (group control address is set automatically).

- Remote controller is equipped with model name and failure display functions. This facilitates service in the unlikely event of a malfunction.

(Model name display function applies to BRC1E62/63 only.)

SkyAir shares common control with Heat Reclaim Ventilator and the other Daikin air-conditioning units, thus simplifying interlocking operations.

Easily adaptable to large-scale, high-function, centralised remote control systems.

Installing and connecting control wiring between SkyAir and other Daikin air-conditioning equipment is easy.

LCD panel shows operating status in letters, numbers, and motion.

Airflow / swing display	Displays auto-swing operating status and setting position of air discharge angle.
Preset temperature / operation mode display	Displays preset room temperature and operating status (fan, dry, cool).
Programming time display	Operation start and stop time can be set for individual timers up to 72 hours. The LCD also shows when it is time to clean the filter, when changeover is under centralised control, and ventilation/cleaning.
Self-diagnosis function	Monitors operating status within the system covering 40 items, and displays a message to indicate as soon as a malfunction occurs.

Interface adaptor for SkyAir series




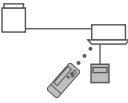
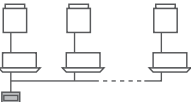
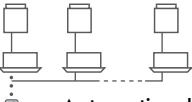


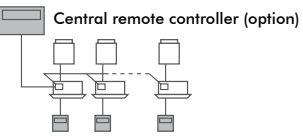
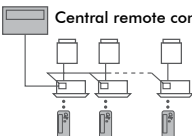

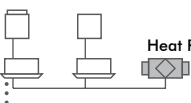
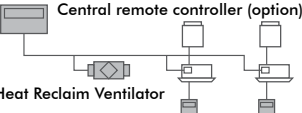
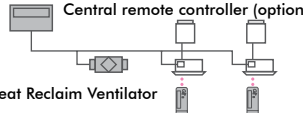
DTA112BA51 (Option)

Enables centralised control via connection to a high-speed, DIII-NET communication system, adopted for the Daikin VRV system.

Necessary for interface adaptor for SkyAir series with the central remote control units shown at above.

The interface adaptor for SkyAir series is required for Compact multi flow cassette type (FFF).

System variation to control multiple indoor units

	Control pattern	Wired remote controller	Wireless remote controller
Control by 1 remote controller	(Basic system)	 <ul style="list-style-type: none"> • Non-polar, double-core. (max. wiring length 500 m) 	 <ul style="list-style-type: none"> • Signal receiver unit installed on indoor unit.
Control by 2 remote controllers	For control from 2 locations such as in room and control room, exits, etc.	 <ul style="list-style-type: none"> • Connects 2 wired remote controllers (See note 1) 	 <ul style="list-style-type: none"> • Control by 1 wireless remote controller and 1 wired remote controller (See note 2) • Signal receiver unit installed on indoor unit
Group control	For simultaneous control of up to 16 indoor units.	 <ul style="list-style-type: none"> • Automatic address setting function. 	 <ul style="list-style-type: none"> • Automatic address setting function. • Signal receiver unit installed on 1 indoor unit.
Control by external command	Operation and monitoring is carried out using the contact signal from the operation control box in the monitoring room.	 (Command from outside) <ul style="list-style-type: none"> • Optional wiring adaptor for electrical appendices is necessary 	 (Command from outside) <ul style="list-style-type: none"> • Optional wiring adaptor for electrical appendices is necessary
Central remote control	Centralised control of up to 64 indoor groups from remote location up to 1 km away.	 Central remote controller (option) <ul style="list-style-type: none"> • Interface adapter for SkyAir series (option) is required (See note 3) 	 Central remote controller (option) <ul style="list-style-type: none"> • Interface adapter for SkyAir series (option) is required (See note 3)
Interlock control with Heat Reclaim Ventilator	Link by remote controller group control.	 Heat Reclaim Ventilator <ul style="list-style-type: none"> • Can be operated simultaneously or independently by remote controller. (set by ventilation mode). 	 Heat Reclaim Ventilator <ul style="list-style-type: none"> • Can be operated simultaneously by remote controller
	Zone link control by centralised control.	 Central remote controller (option) Heat Reclaim Ventilator <ul style="list-style-type: none"> • Heat Reclaim Ventilator for indoor units within a zone is operated by interlocking. Can also be operated independently by remote controller. 	 Central remote controller (option) Heat Reclaim Ventilator <ul style="list-style-type: none"> • Heat Reclaim Ventilator for indoor units within a zone is operated by interlocking.

Note:
 1 BRC1E62 can connect to BRC1E62 only. BRC1E63 can connect BRC1E63 only. 2 When a wireless remote controller is used, it is not possible to use 2 wireless remote controllers.
 Combination of BRC1E63 (main) and BRC7M (sub) is available. 3 Compact multi flow cassette type (FFF) and Slim duct type (FDF) require interface adaptor for SkyAir series.

FUNCTION LINE UP

Abundance of functions that provide comfortable air-conditioning in stores and offices

Note: Some features are only available on selected models. See overview pages for full list of features applicable to each unit.

ENERGY SAVING

Energy consumption monitoring

Past power consumption is displayed for the current and previous days as well as in weekly and yearly intervals.

Sensing sensor stop mode

When the room is unoccupied, the system stops automatically.

Sensing sensor low mode

When the room is unoccupied, the set temperature is shifted automatically.

Auto display OFF

While operation is stopping, the LCD display can be turned off. It can be displayed again when any button is pressed.

Setpoint auto reset

Even if the set temperature is changed, the new set temperature returns to the previous preset value after a preset duration of time.

Setpoint range set

Saves energy by limiting the minimum and maximum set temperatures. Avoids excessive heating and cooling.

OFF timer (programmed)

Sets and saves setting for an increment of time that automatically turns off air conditioner after a preset period of time for each time operation starts.

Weekly schedule timer

Up to five operation ON/OFF settings can be programmed per day for each day of the week. Not only can the time be set for the operation ON setting, but also the temperature.

ON/OFF timer

Operation starts when the preset time of the ON timer elapses and stops when the preset time of the OFF timer elapses.

COMFORT

Circulation airflow

At the start of operation, airflow changes repeatedly between horizontal flow and downward flow (swing during cool operation), and air is sent throughout the room to eliminate uneven temperatures.

Setback

Maintains the room temperature in a specific range during unoccupied periods by temporarily starting an air conditioner that had been turned OFF.

Quick start

At operation start, capacity priority operation is possible.

Individual airflow control

Airflow direction can be individually adjusted for each air discharge outlet to deliver optimal air distribution.

Infrared presence sensor

The sensor detects the presence of people in each of the 4 areas.

Humidity sensor

Not only temperature but also humidity is detected, and adjustments are made for comfortable air conditioning.

Auto airflow function

When this function is set, airflow direction can be directed toward or away from people when human presence is detected.

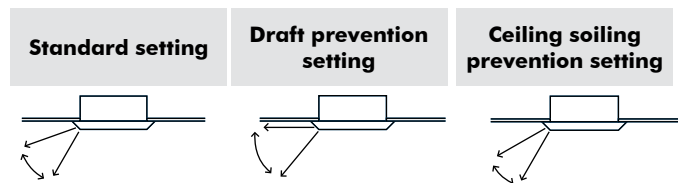
Auto swing

Delivers comfortable air-conditioning to all areas, near to and far from the air-conditioner.

- The air flow direction can be fixed at your desired angle by the remote controller.

Swing pattern selection

You can freely set air discharge settings by remote controller.




Switchable fan speed

High setting provides maximum reach while low setting minimises drafts.

High fan speed mode

You can increase fan speed approximately 10% higher than the "high" setting.

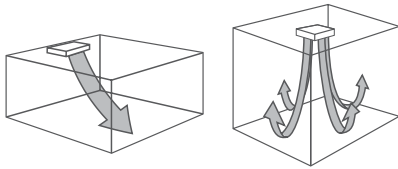


Two selectable temperature-sensors

Temperature-sensors are included in the indoor unit and optional wired remote controller. Temperature sensing closer to target area is possible to further increase the comfort level.

- Use the temperature-sensor in the indoor unit when controlling air conditioning from another room.

Note: Wireless remote controllers have no temperature-sensor.



High ceiling application

Delivers air-conditioning comfort all the way down to the floor in air-conditioning zones with high ceilings.

Note: When units are installed on high ceilings, depending on the model, various restrictions concerning maximum height, air discharge direction, and choice of options may apply.

Night quiet operation

The Automatic night quiet mode will initiate 8 hours after the peak temperature is reached in the daytime, and normal operation will resume 10 hours after that

CLEANLINESS

Anti-bacterial air filter

The air filter has an anti-bacterial treatment to help prevent the growth of bacteria and mould on it.

Anti-bacterial air filter

The air filter has an anti-bacterial treatment to help prevent the growth of bacteria and mould on it.

Mould-proof air filter

Sanitary filter has mould-resistant treatment.

Silver ion anti-bacterial drain pan

A built-in antibacterial treatment that uses silver ion in the drain pan prevents the growth of slime, bacteria, and mould that cause odours and clogging.

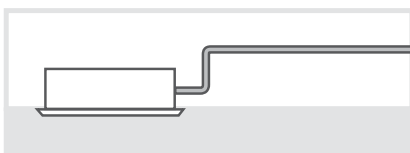
Mould-proof drain pan

Mould-proof drain pan prevents growth of mould in highly humid conditions.

WORK & SERVICING

Auto grille panel

Grille and air filter cleaning can be performed without need for a stepladder by lowering the grille.



Drain pump mechanism

Steeper gradient realises more efficient condensate drainage. High-lift is especially useful for long lengths of drain piping.

Auto grille panel

Grille and air filter cleaning can be performed without need for a stepladder by lowering the grille.

Pre-charged for up to 30 m

If refrigerant piping length does not exceed 30 m, there is no need for on-site gas charging.

Long-life filter

Maintenance is not required for one year*. The filter is washable and can be reused.

*For dust concentration of 0.15 mg/m³

Filter sign

The filter sign warns you when it is time to clean the filter.

*When using a wired remote controller the sign is displayed in the LCD. When using a wireless remote controller the filter sign lamp illuminates on the signal receiver unit.

Low gas pressure detection

Insufficient gas charging is normally hard to detect. During test run after installation and regular inspection, the refrigerant level is monitored by a microprocessor to maintain proper gas pressure. Reliability is assured and maintenance and inspection can be carried out more quickly.

Emergency operation

Even if there is a malfunction elsewhere in the system, the fan or compressor can still be operated. (depending on the malfunction)

Self-diagnosis function

The operating parameters of indoor and outdoor units, and sensor data at critical locations throughout the system, are constantly monitored using a microcomputer. To facilitate quick response in the event of a malfunction, a message appears on the LCD of the remote controller and an LED on the unit illuminates. Anti-bacterial air filter

The air filter has an anti-bacterial treatment to help prevent the growth of bacteria and mould on it.

Mould-proof air filter

Sanitary filter has mould-resistant treatment.

Silver ion anti-bacterial drain pan

A built-in antibacterial treatment that uses silver ion in the drain pan prevents the growth of slime, bacteria, and mould that cause odours and clogging.

Mould-proof drain pan

Mould-proof drain pan prevents growth of mould in highly humid conditions.

WORK & SERVICING

Auto grille panel

Grille and air filter cleaning can be performed without need for a stepladder by lowering the grille.

FUNCTION LINE UP (Contd.)

Drain pump mechanism

Steeper gradient realises more efficient condensate drainage. High-lift is especially useful for long lengths of drain piping.

Auto grille panel

Grille and air filter cleaning can be performed without need for a stepladder by lowering the grille.

Pre-charged for up to 30 m

If refrigerant piping length does not exceed 30 m, there is no need for on-site gas charging.

Long-life filter

Maintenance is not required for one year*. The filter is washable and can be reused.

**For dust concentration of 0.15 mg/m³*

Filter sign

The filter sign warns you when it is time to clean the filter.

**When using a wired remote controller the sign is displayed in the LCD. When using a wireless remote controller the filter sign lamp illuminates on the signal receiver unit.*

Low gas pressure detection

Insufficient gas charging is normally hard to detect. During test run after installation and regular inspection, the refrigerant level is monitored by a microprocessor to maintain proper gas pressure. Reliability is assured and maintenance and inspection can be carried out more quickly.

Emergency operation

Even if there is a malfunction elsewhere in the system, the fan or compressor can still be operated. (depending on the malfunction)

Self-diagnosis function

The operating parameters of indoor and outdoor units, and sensor data at critical locations throughout the system, are constantly monitored using a microcomputer. To facilitate quick response in the event of a malfunction, a message appears on the LCD of the remote controller and an LED on the unit illuminates.

Service contact display

When installing the unit, registration of the service contact is available to the wired remote controller.

CONTROL

Auto-restart

If there is a power outage while the equipment is operating, operations will restart in the same mode as before the power cut when electricity is restored.

Control by 2 remote controllers

Using 2 remote controllers you can operate the equipment locally or from a remote location.

**When a wireless remote controller is used, it is not possible to use 2 wireless remote controllers.
Combination of BRC1E63 (main) and BRC7M (sub) is available.*

Group control by 1 remote controller

You can turn up to 16 indoor units ON/OFF with a single remote controller. (When using connected indoor units, the settings must all be the same and on/off will be simultaneous.)

External equipment interlock

Human presence is detected by the built-in infrared presence sensor in the sensing panel, and the presence detection signal can be output and interlocked with external equipment. Power conservation is possible through the interlock of external equipment, such as lighting, with the infrared presence sensor.

**Adaptor for Wiring (and installation box) is necessary.*

External signal forced OFF and ON/OFF operation

The air conditioner can be interlocked with the keycard system and turned ON/OFF by locking and unlocking the room. The air conditioner can also be turned OFF by the interlock with the ventilation and lighting OFF signal.

**Field setting with remote controller.*

External command control

Operation and monitoring is carried out using the contact signal from the operation control box in the building monitoring room.

Central remote control

Optional central remote controller enables centralised control of up to 1024 indoor units (64 groups) from up to 1 km away.

Interlock control with Heat Reclaim Ventilator

Enables interlocking control with external equipment such as Heat Reclaim Ventilator.

DIII-NET communication standard

Connection to a centralised control system is available without need for an optional adaptor.

OPTIONS

High-efficiency filter

Two types are available: 65% and 90% colorimetry.

Ultra long-life filter

Requires no maintenance for about 4 years* (10,000h) in stores and offices.

**For dust concentration of 0.15 mg/m³*

Fresh air intake kit

You can provide air-conditioning with fresh air from outside. Convenient for places where a ventilation fan cannot be installed.

Overvoltage PCB

Optional circuit eliminates the need for a stabiliser and offer additional protection for devices in the outdoor unit, such as its fan motor and compressor.

SPECIFICATIONS

New Round Flow Cassette (Cooling Only)



Model Name	Indoor unit		FCMF50ARV16	FCMF71ARV16	FCMF90ARV16	FCMF100ARV16	
	Outdoor unit		RZMF50BRV16	RZMF71BRV16	RZMF90BRV16	RZMF100BRV16	
Remote	Wireless	Optional	BRC4M150W16				
	Signal Receiver Unit - Model Number		BRC7M632F-6				
	Wired	Optional	BRC1E63				
Panel Code	Standard Without Sensing		BYCQ125EAF6				
Power supply			230V/50Hz/1ph	230V/50Hz/1ph	230V/50Hz/1ph	230V/50Hz/1ph	
Cooling capacity -Rated (min ~max)		kW	5.0 (3.2 ~5.6)	7.1 (3.2 ~8.0)	9.0 (4.5 ~10.1)	10.0 (5.0 ~11.2)	
Power consumption		kW	1.27	1.90	2.42	2.91	
Annual Power Consumption		kWh	744.87	1057.11	1365.2	1665.15	
ISEER / Stars		Wh/Wh	5.2	5.2	5.1	4.65	
Indoor unit	Colour		Galvanized Steel Plate				
	Airflow rate (H/HM/M/ML/L)		m ³ /min	23 / 21 / 18.5 / 16 / 13.5		34.5 / 31 / 27.5 / 24 / 20	
			cfm	812/742/653/565/477		1218/1095/971/848/706	
	Sound level (H/HM/M/ML/L)		dB(A)	37 / 34.5 / 32 / 29.5 / 27.5		45 / 41.5 / 38 / 35 / 32.5	
	Dimensions (HXWXD)		Unit	256X840X840		298X840X840	
			Panel	50X950X950		25	
Outdoor unit	Machine weight		Unit	22		25	
			Panel	5.5			
	Colour		Ivory White				
	Compressor		Type	Hermetically Sealed Swing Type			
			Motor output	1.3	1.3	1.6	1.6
	Refrigerant		R32				
Refrigerant charge		kg	1.09	1.3	2.8	2.8	
Sound level		Cooling	48	50	51	51	
Dimensions (HXWXD)		mm	595x845x300	595x845x300	990x940x320	990x940x320	
Machine weight		kg	36.5	40	57	57	
Certified operation range		°CDB	21 ~ 48				
Piping connections	Liquid (Flare)		9.52				
	Gas (Flare)		15.88				
	Drain		Dia 26 (Hole)				
Max. interunit piping length		m	30	30	50	50	
Max. installation level difference		m	20	20	30	30	

Note :

1. Rated cooling capacities are based on the following conditions: Indoor temp., 27°CDB, 19.0°CWB; outdoor temp. 35°CDB. Equiv. refrigeration piping, 7.5 m (horizontal).
2. Anechoic chamber conversion value, measured according to JIS parameters and criteria. During operation these values are somewhat higher owing to ambient conditions.
3. Star rating is applicable for single phase units upto a rated cooling capacity of 10,465 Watts as defined by Bureau of Energy Efficiency, Ministry of Power.

New Round Flow Cassette (Cooling Only)



Model Name	Indoor unit		FCMF125ARV16	FCMF125ARV16	FCMF140ARV16	FCMF140ARV16	
	Outdoor unit		RZMF125BRV16	RZMF125BRY16	RZMF140BRV16	RZMF140BRY16	
Remote	Wireless	Optional	BRC4M150W16				
	Signal Receiver Unit - Model Number		BRC7M632F-6				
	Wired	Optional	BRC1E63				
Panel Code	Standard Without Sensing		BYCQ125EAF6				
Power supply			230V/50Hz/1ph	400V/50Hz/3ph	230V/50Hz/1ph	400V/50Hz/3ph	
Cooling capacity -Rated (min ~max)		kW	12.5 (5.7 ~14.0)	12.5 (5.7 ~14.0)	14.0 (6.2 ~15.5)	14.0 (6.2 ~15.5)	
Power consumption		kW	4.60	4.225	5.80	5.30	
Annual Power Consumption		kWh	NA				
ISEER / Stars		Wh/Wh	NA				
Indoor unit	Colour		Galvanized Steel Plate				
	Airflow rate (H/HM/M/ML/L)		m ³ /min	36.5 / 33 / 29 / 25 / 21		1288/1165/1024/883/742	
			cfm	1288/1165/1024/883/742		46 / 43 / 40 / 36 / 32.5	
	Sound level (H/HM/M/ML/L)		dB(A)	46 / 43 / 40 / 36 / 32.5		298X840X840	
	Dimensions (HXWXD)		Unit	298X840X840		50X950X950	
			Panel	50X950X950		25	
Outdoor unit	Machine weight		Unit	25		25	
			Panel	5.5			
	Colour		Ivory White				
	Compressor		Type	Hermetically Sealed Swing Type			
			Motor output	2.4	2.4	2.4	2.4
	Refrigerant		R32				
Refrigerant charge		kg	3.1	3.1	3.1	3.1	
Sound level		Cooling	55	55	55	55	
Dimensions (HXWXD)		mm	990x940x320	990x940x320	990x940x320	990x940x320	
Machine weight		kg	69	69	69	69	
Certified operation range		°CDB	21 ~ 48				
Piping connections	Liquid (Flare)		9.52				
	Gas (Flare)		15.88				
	Drain		Dia 26 (Hole)				
Max. interunit piping length		m	50	50	50	50	
Max. installation level difference		m	30	30	30	30	

Note :

1. Rated cooling capacities are based on the following conditions: Indoor temp., 27°CDB, 19.0°CWB; outdoor temp. 35°CDB. Equiv. refrigeration piping, 7.5 m (horizontal).
2. Anechoic chamber conversion value, measured according to JIS parameters and criteria. During operation these values are somewhat higher owing to ambient conditions.
3. Star rating is applicable for single phase units upto a rated cooling capacity of 10,465 Watts as defined by Bureau of Energy Efficiency, Ministry of Power.

SPECIFICATIONS (Contd.)

Round Flow Ceiling Mounted Cassette Type (Cooling Only)



Model Name	Indoor unit	FCVF50ARV16	FCVF71ARV16	FCVF90ARV16	FCVF100ARV16	
	Outdoor unit	RZVF50BRV16	RZVF71BRV16	RZVF90BRV16	RZVF100BRV16	
Remote	Wireless	Optional				
	Signal Receiver Unit - Model Number	BRC4M150W16				
	Wired	Optional				
Panel Code	Without Sensing	BYCQ125EAF6				
Power supply		230V/50Hz/1ph	230V/50Hz/1ph	230V/50Hz/1ph	230V/50Hz/1ph	
Cooling capacity - Rated (min ~ max)		5.0 (3.2 ~ 5.6)	7.1 (3.2 ~ 8.0)	9.0 (4.5 ~ 10.1)	10.0 (5.0 ~ 11.2)	
Power consumption	Cooling-Rated	1.52	2.235	2.58	3.16	
Annual Power Consumption		889.62	1264.11	1565.65	1839.63	
ISEER / Stars	Wh/Wh	4.35	4.35	4.45	4.21	
Indoor unit	Colour	Galvanized Steel Plate				
	Airflow rate (H/HM/M/ML/L)	m ³ /min	23 / 21 / 18.5 / 16 / 13.5		34.5 / 31 / 27.5 / 24 / 20	
		cfm	812/742/653/565/477		1218/1095/971/848/706	
	Sound level (H/HM/M/ML/L)	dB(A)	37 / 34.5 / 32 / 29.5 / 27.5		45 / 41.5 / 38 / 35 / 32.5	
	Dimensions (HXWXD)	Unit	256X840X840		298X840X840	
	Machine weight	Panel	mm	50X950X950		
Unit		kg	22		25	
Outdoor unit	Colour	Ivory White				
	Compressor	Type	Hermetically Sealed Swing Type			
	Motor output	kW	1.3	1.3	1.6	1.6
	Refrigerant		R32			
	Refrigerant charge	kg	1.09	1.3	2.8	2.8
	Sound level	Cooling	dB(A)	48	50	51
Dimensions (HXWXD)	mm	595x845x300	595x845x300	990x940x320	990x940x320	
Machine weight	kg	36.5	40	57	57	
Certified operation range	°CDB	21 ~ 48				
Piping connections	Liquid (Flare)	mm	9.52			
	Gas (Flare)	mm	15.88			
	Drain	mm	Dia 26 (Hole)			
Max. interunit piping length	m	30	30	50	50	
Max. installation level difference	m	20	20	30	30	

- Note :
1. Rated cooling capacities are based on the following conditions: Indoor temp., 27°CDB, 19.0°CWB; outdoor temp. 35°CDB. Equiv. refrigeration piping, 7.5 m (horizontal).
 2. Anechoic chamber conversion value, measured according to JIS parameters and criteria. During operation these values are somewhat higher owing to ambient conditions.
 3. Star rating is applicable for single phase units upto a rated cooling capacity of 10,465 Watts as defined by Bureau of Energy Efficiency, Ministry of Power.

Round Flow Ceiling Mounted Cassette Type (Cooling Only)



Model Name	Indoor unit	FCVF125ARV16	FCVF125ARV16	FCVF140ARV16	FCVF140ARV16		
	Outdoor unit	RZVF125BRV16	RZVF125BRV16	RZVF140BRV16	RZVF140BRV16		
Remote	Wireless	Optional					
	Signal Receiver Unit - Model Number	BRC4M150W16					
	Wired	Optional					
Panel Code	Without Sensing	BYCQ125EAF6					
Power supply		230V/50Hz/1ph	400V/50Hz/3ph	230V/50Hz/1ph	400V/50Hz/3ph		
Cooling capacity - Rated (min ~ max)		12.5 (5.7 ~ 14.0)	12.5 (5.7 ~ 14.0)	14.0 (6.2 ~ 15.5)	14.0 (6.2 ~ 15.5)		
Power consumption	Cooling-Rated	4.70	4.35	5.90	5.50		
Annual Power Consumption	kWh	NA					
ISEER / Stars	Wh/Wh	NA					
Indoor unit	Colour	Galvanized Steel Plate					
	Airflow rate (H/HM/M/ML/L)	m ³ /min	36.5 / 33 / 29 / 25 / 21				
		cfm	1288/1165/1024/883/742				
	Sound level (H/HM/M/ML/L)	dB(A)	46 / 43 / 40 / 36 / 32.5				
	Dimensions (HXWXD)	Unit	298X840X840				
	Machine weight	Panel	mm	50X950X950			
Unit		kg	25				
Machine weight	Panel	kg	5.5				
	Colour	Ivory White					
Outdoor unit	Compressor	Type	Hermetically Sealed Swing Type				
	Motor output	kW	2.4	2.4	2.4	2.4	
	Refrigerant		R32				
	Refrigerant charge	kg	3.1	3.1	3.1	3.1	
	Sound level	Cooling	dB(A)	55	55	55	55
	Dimensions (HXWXD)	mm	990x940x320	990x940x320	990x940x320	990x940x320	
Machine weight	kg	69	69	69	69		
Certified operation range	°CDB	21 ~ 48					
Piping connections	Liquid (Flare)	mm	9.52				
	Gas (Flare)	mm	15.88				
	Drain	mm	Dia 26 (Hole)				
Max. interunit piping length	m	50	50	50	50		
Max. installation level difference	m	30	30	30	30		

- Note :
1. Rated cooling capacities are based on the following conditions: Indoor temp., 27°CDB, 19.0°CWB; outdoor temp. 35°CDB. Equiv. refrigeration piping, 7.5 m (horizontal).
 2. Anechoic chamber conversion value, measured according to JIS parameters and criteria. During operation these values are somewhat higher owing to ambient conditions.
 3. Star rating is applicable for single phase units upto a rated cooling capacity of 10,465 Watts as defined by Bureau of Energy Efficiency, Ministry of Power.

Single Way Cassette (Cooling Only)



Model name		Indoor unit	FKA50CVM	FKA71CVM	
		Outdoor unit	RZVF50BRV16	RZVF71BRV16	
Remote	Wireless	Optional	BRC4M150W16		
	Signal Receiver Unit - Model Number		BRC4M61-6		
	Wired	Optional	BRC1E63		
Panel Code	Model Number		BYKA50C-W1	BYKA71C-W1	
Power supply			1 Phase, 230 V, 50 Hz	1 Phase, 230 V, 50 Hz	
Cooling capacity -Rated (min ~max)		kW	5.0 (3.2 ~ 5.6)	7.1 (3.2 ~ 8.0)	
Power consumption	Cooling-Rated	kW	1.520	2.235	
Annual Power Consumption		kWh	890	1264	
ISEER / Stars		Wh/Wh	4.35/4 Star	4.35/4 Star	
Indoor unit	Color		Fresh White	Fresh White	
	Airflow rate (H/HM/M/ML/L)	m3/min	13.5/12/10	17.5/15.5/13	
		cfm	477/424/353	618/547/459	
	Sound level (H/HM/M/ML/L)		dB(A)	45/42/35	
	Dimensions (HXWXD)	Unit	mm	200x1000x598	200x1200x598
		Panel	mm	45x1180x658	45x1380x658
	Machine weight	Unit	kg	25	29
Panel		kg	5.5	6	
Certified operation range		°CWB	14 to 28	14 to 28	
Outdoor unit	Color		Ivory white	Ivory white	
	Compressor	Type	Hermetically sealed swing type	Hermetically sealed swing type	
		Motor output	kW	1.3	1.3
	Refrigerant charge (R-32)		kg	1.09 (Charged for 15 m)	1.30 (Charged for 15 m)
	Sound level	Cooling	dB(A)	48	50
	Dimensions (H x W x D)		mm	595x845x300	595x845x300
	Machine Weight		kg	36.5	40
Certified operating range		°CDB	21 to 46	21 to 46	
Piping connections	Liquid (Flare)	mm	φ9.52	φ9.52	
	Gas (Flare)	mm	φ15.88	φ15.88	
	Drain	mm	φ18.0 (Hole)	φ18.0 (Hole)	
Max. inter unit piping length		m	30	30	
Max. installation level difference		m	20	20	

Note :

- Rated cooling capacities are based on the following conditions: Indoor temp., 27°CDB, 19.0°CWB; outdoor temp. 35°CDB, 24°CWB. Equiv. refrigeration piping, 7.5 m (horizontal).
- Anechoic chamber conversion value, measured according to JIS parameters and criteria. During operation these values are somewhat higher owing to ambient conditions.

Compact Multi Flow Ceiling Mounted Cassette Type (Cooling Only)



Model name		Indoor unit	FFF50BV16	FFF60BV16	
		Outdoor unit	RZCF50BRV16	RZCF60BRV16	
Remote	Wireless	Optional	BRC4M150W16		
	Signal Receiver Unit - Model Number		BRC7M630W-6		
	Wired	Optional	BRC1E62		
Panel Code	Model Number		BYFQ60B3W1		
Power supply			1 Phase, 230 V, 50 Hz	1 Phase, 230 V, 50 Hz	
Cooling capacity -Rated (min ~max)		kW	5.0 (3.2 ~ 5.6)	6.0 (3.2 ~ 6.0)	
Power consumption	Cooling-Rated	kW	1.690	1.990	
Annual Power Consumption		kWh	1005	1207	
ISEER / Stars		Wh/Wh	3.85/3 Star	3.85/3 Star	
Indoor unit	Color		Fresh White	Fresh White	
	Airflow rate (H/HM/M/ML/L)	m3/min	15/10	15/10	
		cfm	529/353	529/353	
	Sound level (H/HM/M/ML/L)		dB(A)	41/32	
	Dimensions (HXWXD)	Unit	mm	260x575x575	260x575x575
		Panel	mm	55x700x700	55x700x700
	Machine weight	Unit	kg	17.5	17.5
Panel		kg	2.7	2.7	
Certified operation range		°CWB	14 to 28	14 to 28	
Outdoor unit	Color		Ivory white	Ivory white	
	Compressor	Type	Hermetically sealed swing type	Hermetically sealed swing type	
		Motor output	kW	1.3	1.3
	Refrigerant charge (R-32)		kg	1.09 (Charged for 15 m)	1.30 (Charged for 15 m)
	Sound level	Cooling	dB(A)	48	50
	Dimensions (H x W x D)		mm	595x845x300	595x845x300
	Machine Weight		kg	36.5	40
Certified operating range		°CDB	21 to 46	21 to 46	
Piping connections	Liquid (Flare)	mm	φ9.52	φ9.52	
	Gas (Flare)	mm	φ15.88	φ15.88	
	Drain	mm	φ18.0 (Hole)	φ18.0 (Hole)	
Max. inter unit piping length		m	30	30	
Max. installation level difference		m	20	20	

Note :

- Rated cooling capacities are based on the following conditions: Indoor temp., 27°CDB, 19.0°CWB; outdoor temp. 35°CDB, 24°CWB. Equiv. refrigeration piping, 7.5 m (horizontal).
- Anechoic chamber conversion value, measured according to JIS parameters and criteria. During operation these values are somewhat higher owing to ambient conditions.

SPECIFICATIONS (Contd.)

Ceiling Mounted 3 x 3 Cassette Type (Cooling Only)



Model	Indoor		FCQF18ARV16	FCQF24ARV16	FCQF30ARV16	FCQF36ARV16	FCQF42ARV16	FCQF48ARV16
	Outdoor		RGVF18ASV16	RGVF24ASV16	RGVF30ASV16	RGVF36ASV16	RGVF42ASV16	RGVF48ASV16
Remote Controller	Wireless	--	ARC91A151					
	Wired	--	NA					
Panel Code	Model Number		BYCQ48EAF6					
Power supply		kW	1 Phase, 230 V, 50 Hz	1 Phase, 230 V, 50 Hz	1 Phase, 230 V, 50 Hz	1 Phase, 230 V, 50 Hz	3 Phase, 415 V, 50 Hz	3 Phase, 415 V, 50 Hz
Cooling capacity		kW	5.30	7.03	8.79	10.50	12.31	13.36
Power consumption	Cooling-Rated	Watt	1452	1926	2410	3040	3800	4200
Annual Power consumption	Cooling-Rated	kwh	1124	1491	1866	2353	NA*	NA*
ISEER / Stars		Wh/Wh	3.65/3 Star	3.65/3 Star	3.65/3 Star	3.45/2 Star	3.23/*NA	3.18/*NA
Indoor Unit	Air flow rate (H/HM/M/ML/L)	m ³ /min	(H)23 (HM)21 (M)18.5 (ML)16 (L)13.5	(H)23 (HM)21 (M)18.5 (ML)16 (L)13.5	(H)34.5 (HM)31 (M)27.5 (ML)24 (L)20	(H)34.5 (HM)31 (M)27.5 (ML)24 (L)20	(H)36.5 (HM)33 (M)29 (ML)25 (L)21	(H)36.5 (HM)33 (M)29 (ML)25 (L)21
		cfm	(H)812 (HM)742 (M)653 (ML)565 (L)477	(H)812 (HM)742 (M)653 (ML)565 (L)477	(H)1218 (HM)1095 (M)971 (ML)848 (L)706	(H)1218 (HM)1095 (M)971 (ML)848 (L)706	(H)1289 (HM)1165 (M)1024 (ML)883 (L)742	(H)1289 (HM)1165 (M)1024 (ML)883 (L)742
	Sound level (H/HM/M/ML/L)	dB(A)	37/34.5/32/29.5/27.5	37/34.5/32/29.5/27.5	45/41.5/38/35/32.5	45/41.5/38/35/32.5	46/43/40/36/32.5	46/43/40/36/32.5
	Dimensions Unit (HXWXD)	mm	256x840x840	256x840x840	298x840x840	298x840x840	298x840x840	298x840x840
	Dimensions Panel (HXWXD)	mm	50x950x950	50x950x950	50x950x950	50x950x950	50x950x950	50x950x950
	Machine weight	Kg	22	22	25	25	25	25
	Panel weight	kg	5.5	5.5	5.5	5.5	5.5	5.5
Outdoor Unit	Compressor	Type	--	Rotary	Rotary	Rotary	Rotary	Scroll
	Refrigerant	--	R-32	R-32	R-32	R-32	R-32	R-32
	Refrigerant charge R-32	kg	1.09 (Charged For 7.5m)	1.21 (Charged For 7.5m)	2.21 (Charged For 7.5m)	2.64 (Charged For 7.5m)	2.05 (Charged For 7.5m)	2.07 (Charged For 7.5m)
	Sound level	Cooling	dB(A)	50	56	58	58	58
	Dimensions (HXWXD)	mm	595x845x300	595x845x300	990x350x940			
	Machine weight	kg	40	46.5	68	71	74	74
	Certified operation range	°CDB	19 to 48	19 to 48	19 to 48	19 to 48	19 to 48	19 to 48
Piping connections	Liquid (Flare)	mm	Ø6.35	Ø6.35	Ø9.5	Ø9.5	Ø9.5	Ø9.5
	Gas (Flare)	mm	Ø12.7	Ø15.88	Ø15.88	Ø15.88	Ø15.88	Ø15.88
	Drain	mm	Ø26(Hole)	Ø26(Hole)	Ø26(Hole)	Ø26(Hole)	Ø26(Hole)	Ø26(Hole)
Std. interunit piping length	m	7.5	7.5	7.5	7.5	7.5	7.5	
Max. interunit piping length	m	20	20	20	20	30	30	
Max. installation level difference	m	10	10	10	10	15	15	

Note:

1. Rated cooling capacities are based on the following conditions: Return air temp.: 27°CDB, 19.0°CWB, Outdoor temp.: 35°CDB, 24°CWB Equiv. ref. piping: 7.5m (Horizontal)
 2. Anechoic chamber conversion value, measured under JIS conditions. During actual operation, these values are normally somewhat higher as a result of ambient conditions.
- *NA-Star Rating is applicable for 1 Phase Units Upto a rated Capacity of 10,465 Watts as defined by Bureau of Energy Efficiency (BEE), Ministry Of Power.

REASONS TO BUY DAIKIN



Air-conditioning specialist from Japan

Daikin focuses on air-conditioning solutions and control systems. As specialists, it's all we do. No wonder Daikin is recognised as an expert in air-conditioning.



Five-year warranty on compressors

Reliability. That's probably top of your list when buying an air-conditioning system for your home or business. Daikin gives you peace of mind and reassurance with their five-year warranty on compressors of Hi-wall split air-conditioners. That's how confident Daikin is about the quality and reliability of its product.



High energy efficiency

Daikin's continuous drive for improved efficiency has seen its advanced inverter technology being applied to split, ducted and other systems. These systems provide a more comfortable environment and are more energy efficient when compared to non-inverter systems.



Environment friendly

Daikin continues to work towards a sustainable future, and has received Environmental Management System certification to ISO14001. Daikin Airconditioning India Pvt. Ltd. is dedicated to preserving and protecting the environment through the production of energy efficient products.



Unmatched after-sales support

Daikin takes pride in providing its customers with efficient after sales support, including readily available spare parts warehoused in India.



The Daikin edge with in-house manufacturing

Daikin is the only company in the world dedicated to manufacturing both air-conditioning systems and refrigerants. Each element has been designed to work flawlessly with the next - delivering optimal performance - from the time a project begins till the moment of absolute comfort.



Experienced dealers

Daikin distributes its products through experienced dealers. This ensures that you receive a top quality product with expert support. Together this means the best air-conditioning solution for your individual needs.



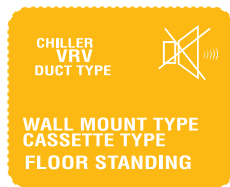
Pioneer in air-conditioners

Daikin has been providing air-conditioning solutions for over 15 years in India. As one of the industry's more trusted names, Daikin air-conditioning equipment can be found in homes, offices, hotels and shops. Daikin is committed to the air-conditioning market and has a manufacturing facility located in Rajasthan.



Wise investment – Low running cost

When you buy a Daikin air-conditioning system you need to look beyond the initial purchase price. It pays to consider ongoing running costs in conjunction with the potential life of the product. Daikin systems offer superior build quality and energy efficiency.



Comprehensive range and quiet operation

Daikin has a comprehensive range of products in both domestic and commercial segments. Designed to provide effective and quiet air-conditioning, Daikin can customise a solution to meet every requirement.



Contact Address

DAIKIN AIRCONDITIONING INDIA PVT. LTD.

12th Floor, Building No. 9

Tower A, DLF Cyber City

DLF Phase III, Gurgaon 122002

Haryana, India

Tel: 0124-4555444, Fax: 0124-4555333

Email ID: communications@daikinindia.com

Sales & Service Offices

Ahmedabad

Tel: 079-26583013/14

Bengaluru

Tel: 080-25590452/54

Bhubaneswar

Tel: 0674-2546476

Chandigarh

Tel: 0172-5089862/64

Chennai

Tel: 044-40807676

Cochin

Tel: 0484-2808646

Delhi NCR

Tel: 011-43834400/4500

Ghaziabad

Tel: 0120-4205851

Indore

Tel: 0731-4005864

Jaipur

Tel: 0141-2218903

Kolkata

Tel: 033-23574259/61

Lucknow

Tel: 0522-2787307/340

Mumbai

Tel: 022-30926666

Patna

Tel: 0612-2522477

Pune

Tel: 020-25560300

Raipur

Tel: 0747-1115412

Secunderabad

Tel: 040-49134283



Customer Care Helpline:

SMS: <DAIKIN> to 92 101 88 999

Give missed call: to 92 101 88 999

Customer Support no.: 1860 180 3900/ 011 40319300

Email: cs@daikinindia.com

Visit us at: www.daikinindia.com

Buy at: www.mydaikinstore.com

[f /daikinindia](https://www.facebook.com/daikinindia)

[t /daikinindia](https://www.twitter.com/daikinindia)

www.daikinindia.com/blog

[in /company/daikin-airconditioning-india-pvt.-ltd.](https://www.linkedin.com/company/daikin-airconditioning-india-pvt.-ltd.)

Disclaimer

As a continuing policy of product innovation at Daikin, the design and specifications are subject to change without prior notice. The visuals of the products in the brochure are representative only, actual products might differ from the ones shown.

'Products mentioned in this brochure comply with RoHS regulations as per E-waste (Management & Handling) Rules, 2011 and should not be mixed with general household waste at the end of their useful life.' For more details kindly visit our website www.daikinindia.com or contact our customer care centre at 1860 180 3900/ 011 40319300